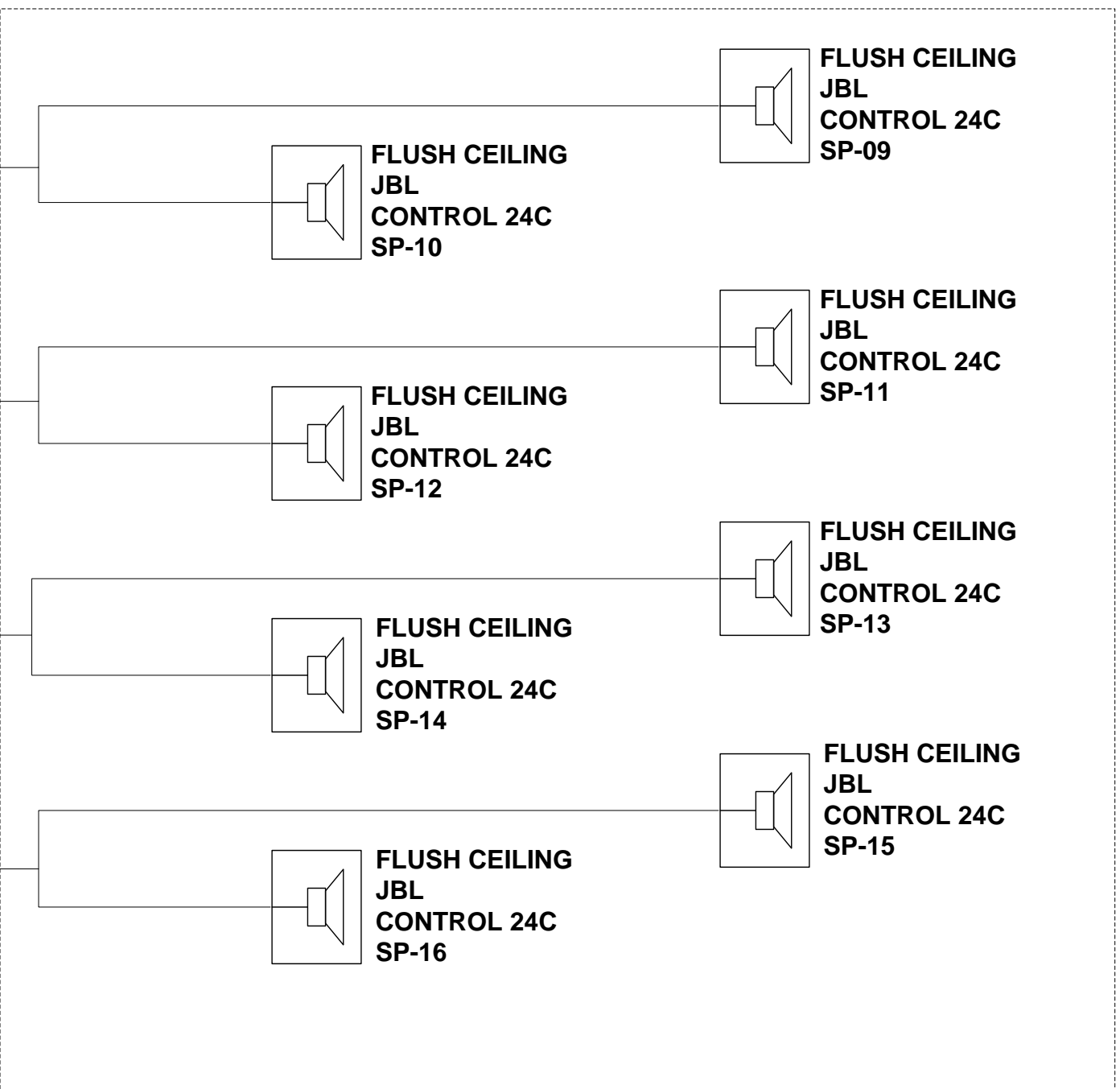
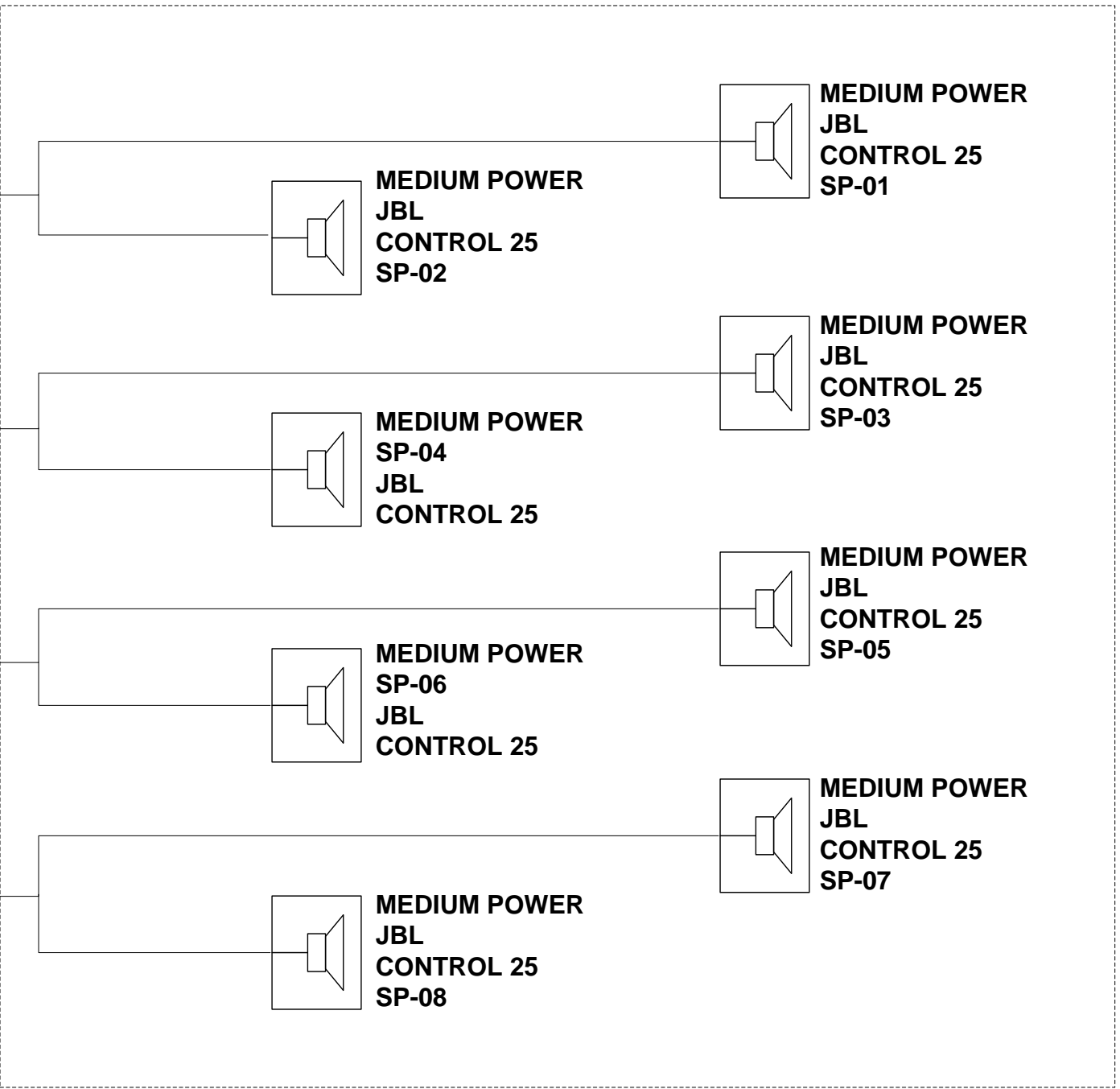
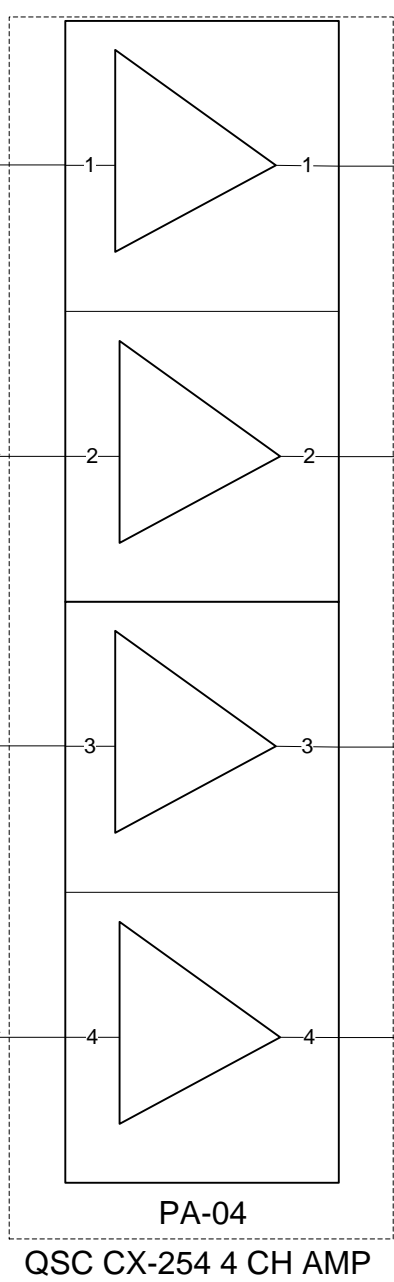
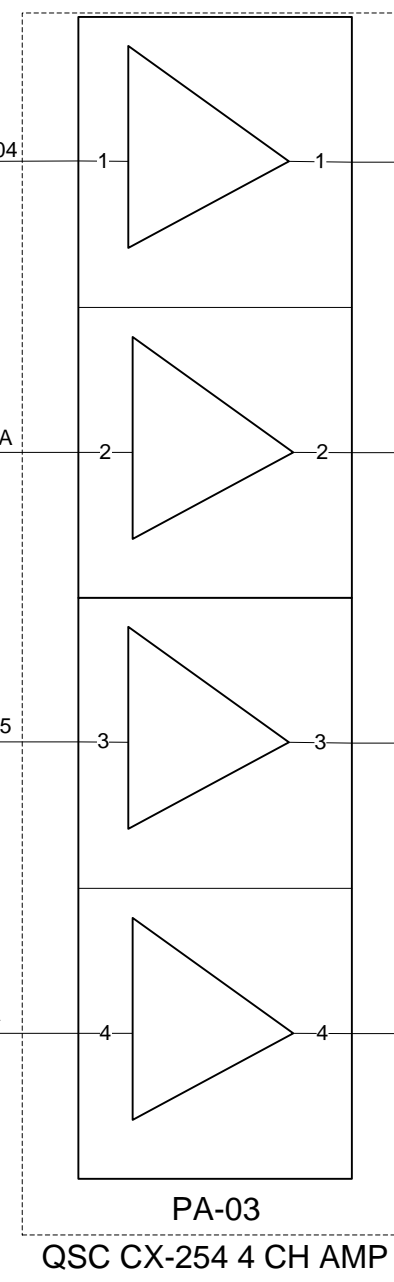
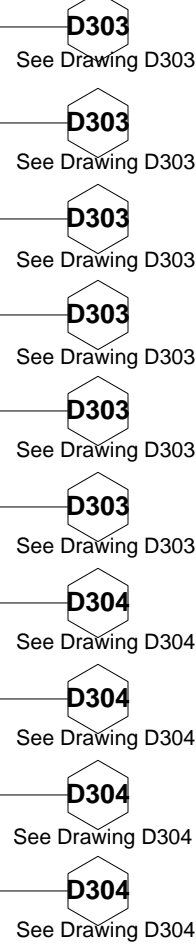
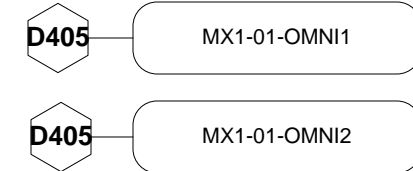
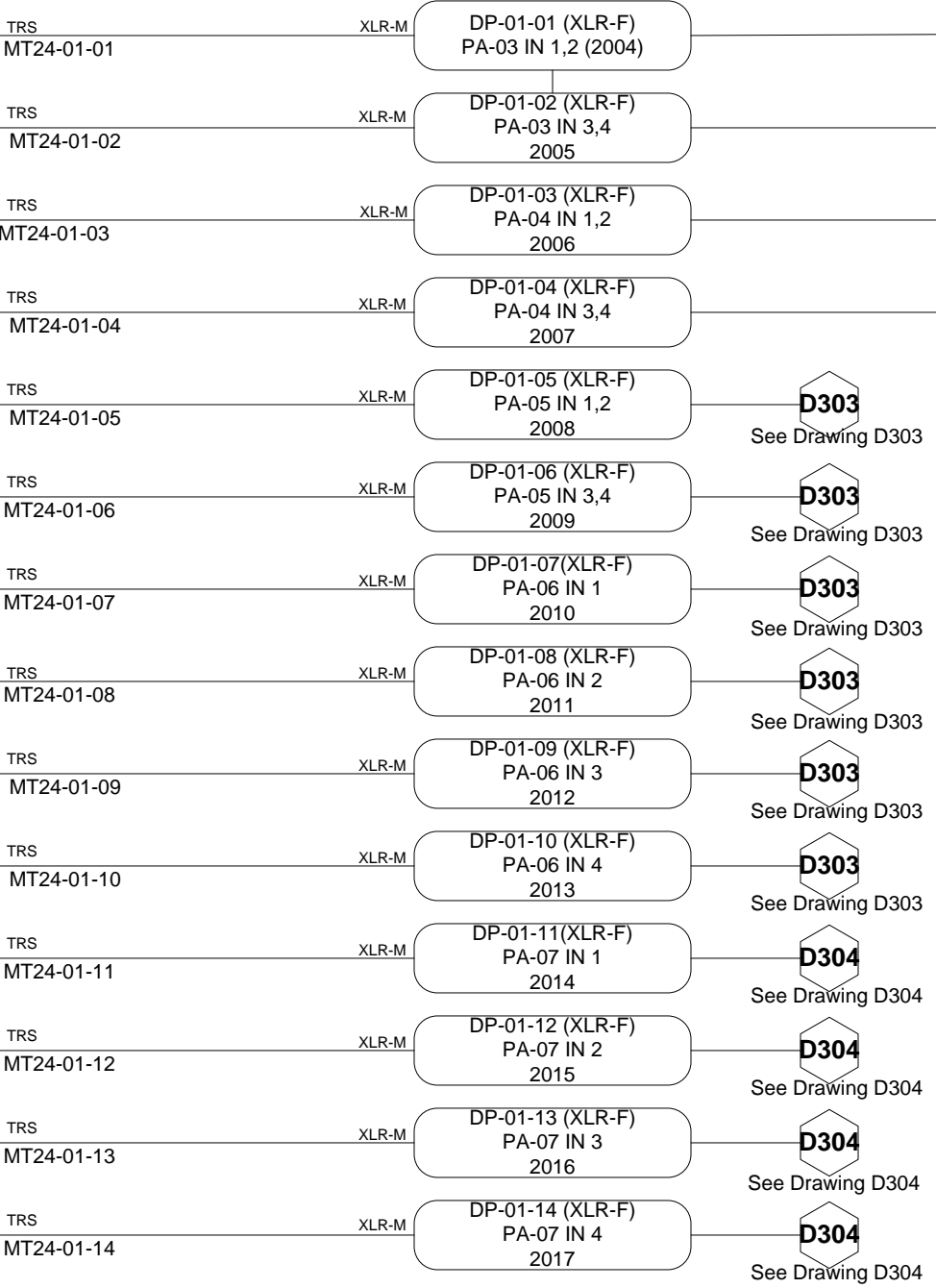
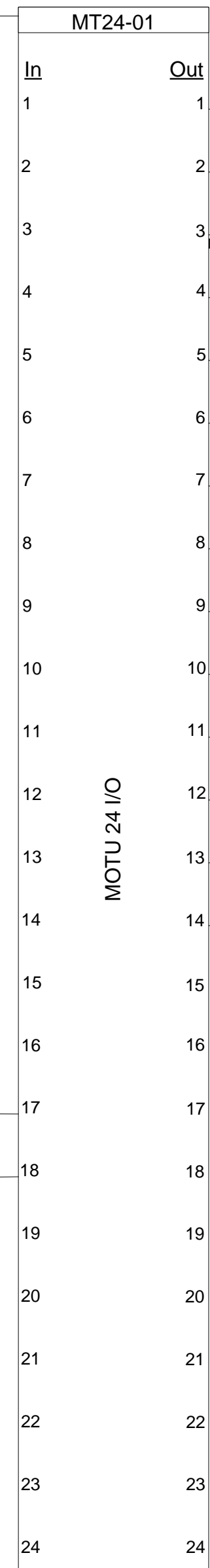
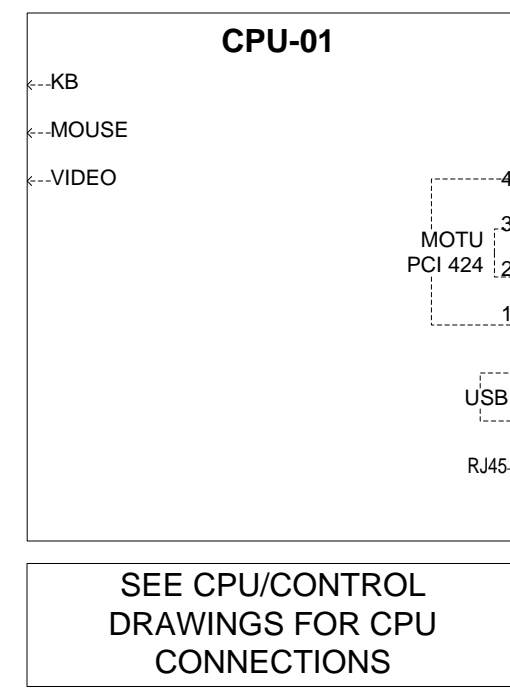


BRUCE ELLMAN THEATRE SOUND bruce@bruceellman.com		MADAME TUSSAUD'S NEW YORK CITY	
THIS DOCUMENT AND THE SPECIFICATIONS DESCRIBED WITHIN ARE THE EXCLUSIVE PROPERTY OF BRUCE ELLMAN THEATRE SOUND; ISSUED IN THE STRICTEST CONFIDENCE AND SHALL NOT BE REPRODUCED, COPIED, OR USED WITHOUT THE PRIOR WRITTEN PERMISSION OF BRUCE ELLMAN THEATRE SOUND.			
Exhibit Design: Tussauds Studios Sound Design: John Leonard System Design/Associate Design: Bruce Ellman		SIZE: D DATE: 6/21/2011	DWG NO: D301 - CONTROL FLOW SHEET: 1 of 15
Contract with HG Lighting Design Drafted by Bruce Ellman		SCALE: 1 : 1	REV:



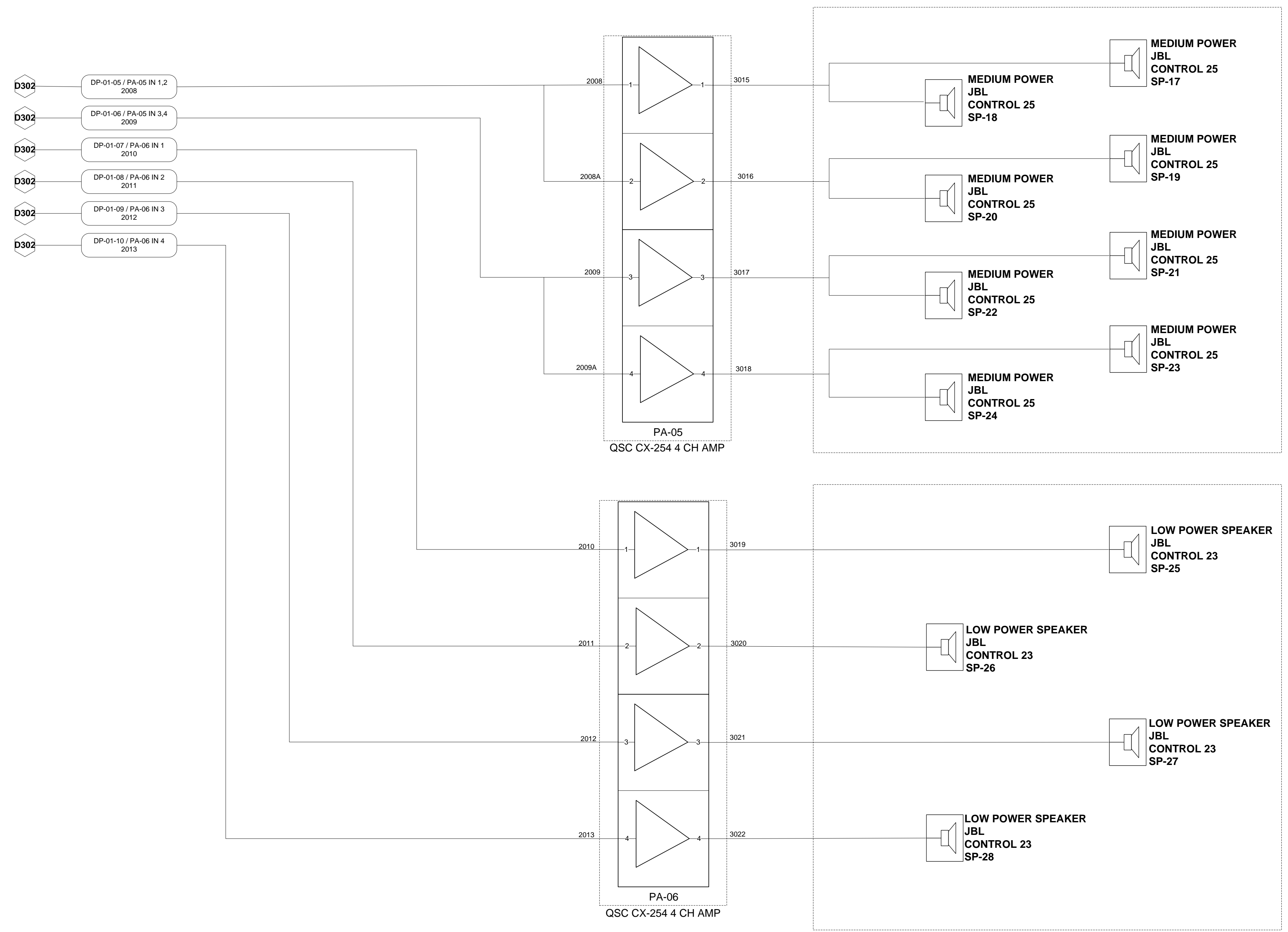
NOTE:

DRAWINGS ARE ACCURATE SYSTEM FLOW DIAGRAMS. HOWEVER, CABLE NUMBERS, AMPLIFIER, AND SPEAKER SPECIFICATIONS ARE FROM THE ORIGINAL (NOT "AS BUILT") PRG DESIGN DRAWINGS AND, AS SUCH, CANNOT BE GUARANTEED FOR ACCURACY.

NOT ALL ORIGINAL CONNECTIONS ARE SHOWN!

SEE ORIGINAL "AS BUILT" DRAWINGS FOR AMP TO SPEAKER DETAILS.

BRUCE ELLMAN THEATRE SOUND bruce@bruceellman.com		MADAME TUSSAUD'S NEW YORK CITY	
THIS DOCUMENT AND THE SPECIFICATIONS DESCRIBED WITHIN ARE THE EXCLUSIVE PROPERTY OF BRUCE ELLMAN THEATRE SOUND. ISSUED IN THE STRICTEST CONFIDENCE AND SHALL NOT BE REPRODUCED, COPIED, OR USED WITHOUT THE PRIOR WRITTEN PERMISSION OF BRUCE ELLMAN THEATRE SOUND.		LEVEL 100' SYSTEM FLOW 1	
Exhibit Design: Tussauds Studios Sound Design: John Leonard System Design/Associate Design: Bruce Ellman	DATE 6/21/2011	DWG NO D302 - SYSTEM FLOW 1	REV
Contract with HG Lighting Design Drafted by Bruce Ellman	SCALE 1 : 1	SHEET	2 of 15



**CELEBRITY PARTY
OVERHEAD 2**

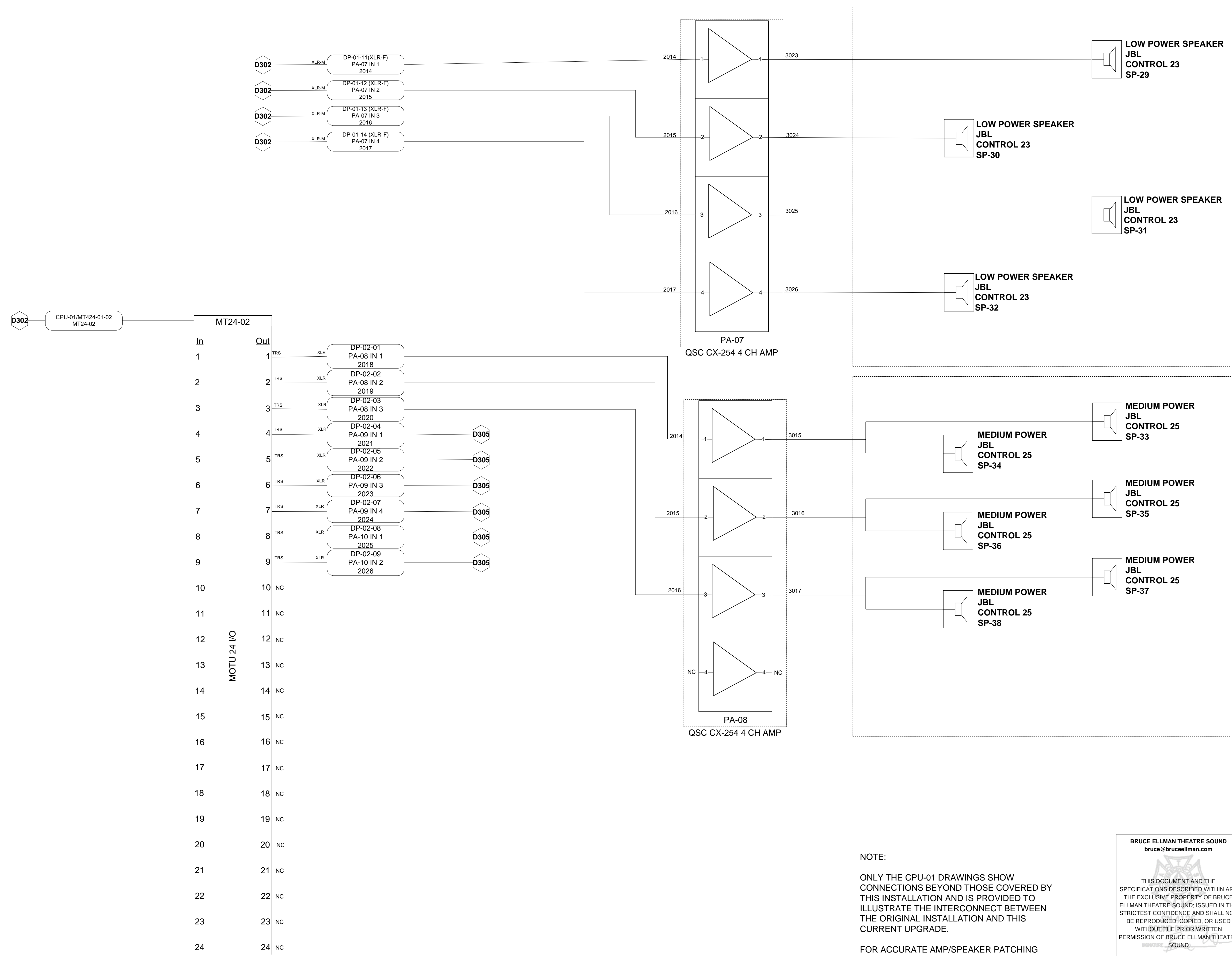
**CELEBRITY PARTY
UNDER BALCONY**

NOTE:

ONLY THE CPU-01 DRAWINGS SHOW CONNECTIONS BEYOND THOSE COVERED BY THIS INSTALLATION AND IS PROVIDED TO ILLUSTRATE THE INTERCONNECT BETWEEN THE ORIGINAL INSTALLATION AND THE HG LIGHTING DESIGN PROJECT.

FOR ACCURATE AMP/SPEAKER PATCHING NOT PART OF THE CURRENT PROJECT PLEASE REFER TO THE ORIGINAL PRG "AS BUILT" DRAWINGS.

BRUCE ELLMAN THEATRE SOUND bruce@bruceellman.com		MADAME TUSSAUD'S NEW YORK CITY		
LEVEL 100' SYSTEM FLOW 2				
Exhibit Design: Tussauds Studios Sound Design: John Leonard System Design/Associate Design: Bruce Ellman	D	DATE 6/21/2011	DWG NO D303 - SYSTEM FLOW 2	REV
Contract with HG Lighting Design Drafted by Bruce Ellman	SCALE 1 : 1	SHEET 3 of 15		

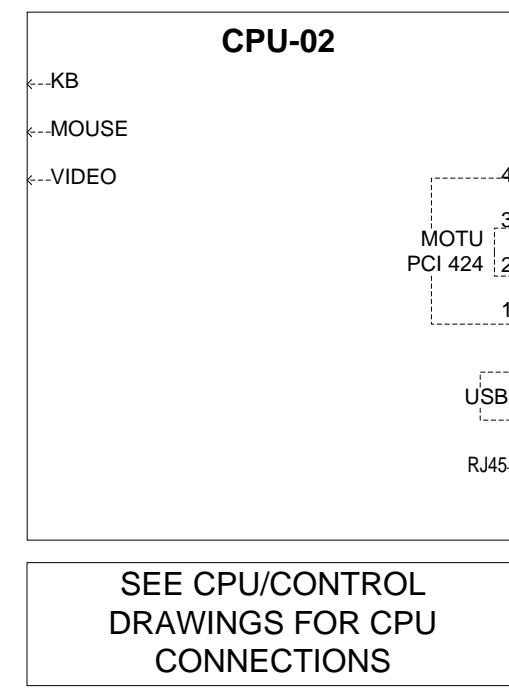


CELEBRITY PARTY SPECIAL

HALL OF MIRRORS

NOTE:
 ONLY THE CPU-01 DRAWINGS SHOW CONNECTIONS BEYOND THOSE COVERED BY THIS INSTALLATION AND IS PROVIDED TO ILLUSTRATE THE INTERCONNECT BETWEEN THE ORIGINAL INSTALLATION AND THIS CURRENT UPGRADE.
 FOR ACCURATE AMP/SPEAKER PATCHING NOT PART OF THE CURRENT PROJECT PLEASE REFER TO THE ORIGINAL PRG "AS BUILT" DRAWINGS.

BRUCE ELLMAN THEATRE SOUND bruce@bruceellman.com		MADAME TUSSAUD'S NEW YORK CITY	
THIS DOCUMENT AND THE SPECIFICATIONS DESCRIBED WITHIN ARE THE EXCLUSIVE PROPERTY OF BRUCE ELLMAN THEATRE SOUND; ISSUED IN THE STRICTEST CONFIDENCE AND SHALL NOT BE REPRODUCED, COPIED, OR USED WITHOUT THE PRIOR WRITTEN PERMISSION OF BRUCE ELLMAN THEATRE SOUND.			
Exhibit Design: Tussauds Studios Sound Design: John Leonard System Design/Associate Design: Bruce Ellman Contract with HG Lighting Design Drafted by Bruce Ellman		SIZE: D DATE: 6/21/2011 SCALE: 1 : 1	DWG NO: D304 - SYSTEM FLOW 3 REV: SHEET: 4 of 15



MT24-03	
In	Out
1	1 TRS MT24-03-01 XLR-M DP-03-01 (XLR-F) PA-11 IN 1 (SEE ORIG DRAWINGS)
2	2 TRS MT24-03-02 XLR-M DP-03-02 (XLR-F) PA-11 IN 2 (SEE ORIG DRAWINGS)
3	3 TRS MT24-03-03 XLR-M DP-03-03 (XLR-F) PA-11 IN 3 (SEE ORIG DRAWINGS)
4	4 TRS MT24-03-04 XLR-M DP-03-04 (XLR-F) PA-11 IN 4 (SEE ORIG DRAWINGS)
5	5 TRS MT24-03-05 XLR-M DP-03-05 (XLR-F) PA-12 IN 1 (SEE ORIG DRAWINGS)
6	6 TRS MT24-03-06 XLR-M DP-03-06 (XLR-F) PA-12 IN 2 (SEE ORIG DRAWINGS)
7	7 TRS MT24-03-07 XLR-M DP-03-07 (XLR-F) PA-12 IN 3 (SEE ORIG DRAWINGS)
8	8 TRS MT24-03-08 XLR-M DP-03-08 (XLR-F) PA-13 IN 1 (SEE ORIG DRAWINGS)
9	9 TRS MT24-03-09 XLR-M DP-03-09 (XLR-F) PA-13 IN 2 (SEE ORIG DRAWINGS)
10	10 TRS MT24-03-10 XLR-M DP-03-10 (XLR-F) PA-13 IN 3, 4 (SEE ORIG DRAWINGS)
11	11 TRS MT24-03-11
12	12 TRS MT24-03-12
13	13 TRS MT24-03-13
14	14 TRS MT24-03-14
15	15 NC
16	16 NC
17	17 NC
18	18 NC
19	19 NC
20	20 NC
21	21 NC
22	22 NC
23	23 NC
24	24 NC



MT24-04	
In	Out
1	1 TRS MT24-04-01 XLR-M DP-04-01 (XLR-F) PA-14 IN 1 (SEE ORIG DRAWINGS)
2	2 TRS MT24-04-02 XLR-M DP-04-02 (XLR-F) PA-14 IN 2 (SEE ORIG DRAWINGS)
3	3 TRS MT24-04-03 XLR-M DP-04-03 (XLR-F) PA-14 IN 3 (SEE ORIG DRAWINGS)
4	4 TRS MT24-04-04 XLR-M DP-04-04 (XLR-F) PA-14 IN 4 (SEE ORIG DRAWINGS)
5	5 TRS MT24-04-05 XLR-M DP-04-05 (XLR-F) PA-15 IN 1 (SEE ORIG DRAWINGS)
6	6 TRS MT24-04-06 XLR-M DP-04-06 (XLR-F) PA-15 IN 2 (SEE ORIG DRAWINGS)
7	7 TRS MT24-04-07 XLR-M DP-04-07 (XLR-F) PA-16 IN 1 (SEE ORIG DRAWINGS)
8	8 TRS MT24-04-08 XLR-M DP-04-08 (XLR-F) PA-16 IN 2 (SEE ORIG DRAWINGS)
9	9 TRS MT24-04-09 XLR-M DP-04-09 (XLR-F) PA-16 IN 3 (SEE ORIG DRAWINGS)
10	10 TRS MT24-04-10 XLR-M DP-04-10 (XLR-F) PA-16 IN 4 (SEE ORIG DRAWINGS)
11	11 TRS MT24-04-11 XLR-M DP-04-11 (XLR-F) PA-17 IN 1,2 (SEE ORIG DRAWINGS)
12	12 TRS MT24-04-12 XLR-M DP-04-12 (XLR-F) PA-17 IN 3,4 (SEE ORIG DRAWINGS)
13	13 TRS MT24-04-13 XLR-M DP-04-13 (XLR-F) PA-18 IN 1,2 (SEE ORIG DRAWINGS)
14	14 TRS MT24-04-14 XLR-M DP-4-14 (XLR-F) PA-18 IN 3,4 (SEE ORIG DRAWINGS)
15	15 TRS MT24-04-15 XLR-M DP-04-15 (XLR-F) PA-19 IN 1,2 (SEE ORIG DRAWINGS)
16	16 TRS MT24-04-16 XLR-M DP-04-16 (XLR-F) PA-19 IN 3, 4 (SEE ORIG DRAWINGS)
17	17 NC
18	18 NC
19	19 NC
20	20 NC
21	21 NC
22	22 NC
23	23 NC
24	24 NC

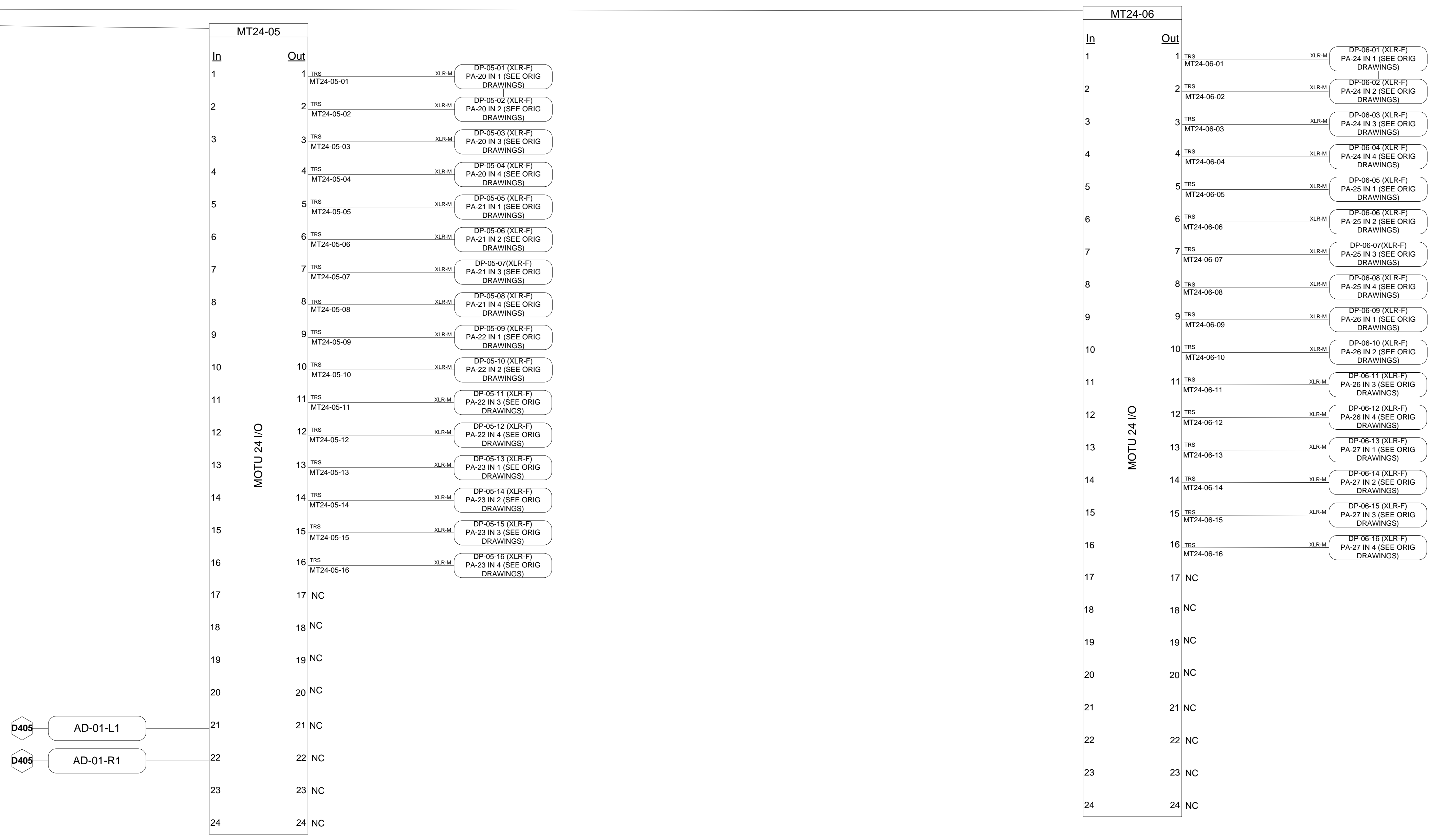
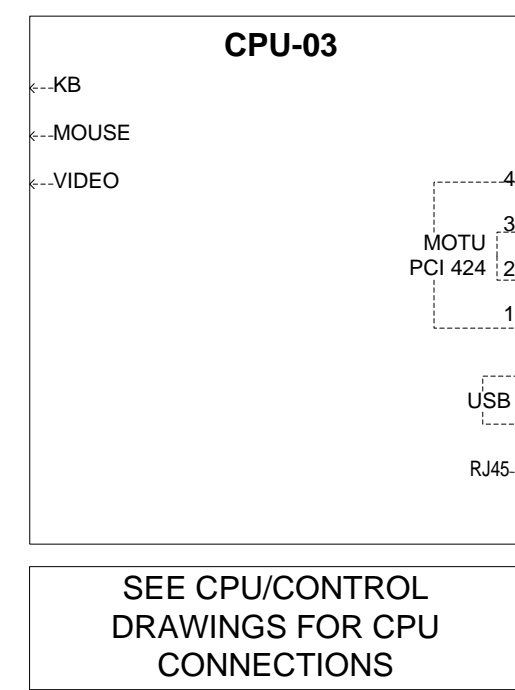
NOTE:
PA-16 MISSING FROM RACK!

NOTE:

ONLY THE CPU-01 DRAWINGS SHOW CONNECTIONS BEYOND THOSE COVERED BY THIS INSTALLATION AND IS PROVIDED TO ILLUSTRATE THE INTERCONNECT BETWEEN THE ORIGINAL INSTALLATION AND THIS CURRENT UPGRADE.

FOR ACCURATE AMP/SPEAKER PATCHING REFER TO THE ORIGINAL PRG "AS BUILT" DRAWINGS.

BRUCE ELLMAN THEATRE SOUND bruce@bruceellman.com		MADAME TUSSAUD'S NEW YORK CITY	
THIS DOCUMENT AND THE SPECIFICATIONS DESCRIBED WITHIN ARE THE EXCLUSIVE PROPERTY OF BRUCE ELLMAN THEATRE SOUND; ISSUED IN THE STRICTEST CONFIDENCE AND SHALL NOT BE REPRODUCED, COPIED, OR USED WITHOUT THE PRIOR WRITTEN PERMISSION OF BRUCE ELLMAN THEATRE SOUND.			
Exhibit Design: Tussauds Studios Sound Design: John Leonard System Design/Associate Design: Bruce Ellman		SIZE: D DATE: 6/21/2011	DWG NO: D305 - PATCH FLOW AB 3-4 SHEET: 5 of 15
Contract with HG Lighting Design Drafted by Bruce Ellman		SCALE: 1 : 1	REV:



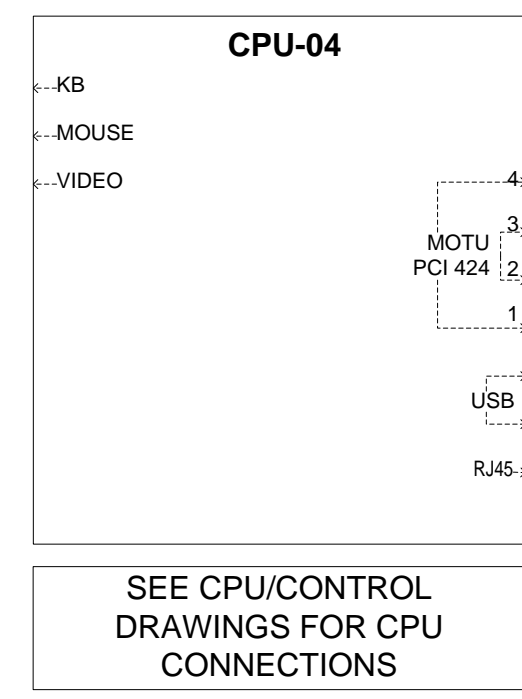
NOTE:

ONLY THE CPU-01 DRAWINGS SHOW CONNECTIONS BEYOND THOSE COVERED BY THIS INSTALLATION AND IS PROVIDED TO ILLUSTRATE THE INTERCONNECT BETWEEN THE ORIGINAL INSTALLATION AND THIS CURRENT UPGRADE.

FOR ACCURATE AMP/SPEAKER PATCHING NOT PART OF THE CURRENT PROJECT PLEASE REFER TO THE ORIGINAL PRG "AS BUILT" DRAWINGS.

BRUCE ELLMAN THEATRE SOUND bruce@bruceellman.com		MADAME TUSSAUD'S NEW YORK CITY	
THIS DOCUMENT AND THE SPECIFICATIONS DESCRIBED WITHIN ARE THE EXCLUSIVE PROPERTY OF BRUCE ELLMAN THEATRE SOUND. ISSUED IN THE STRICTEST CONFIDENCE AND SHALL NOT BE REPRODUCED, COPIED, OR USED WITHOUT THE PRIOR WRITTEN PERMISSION OF BRUCE ELLMAN THEATRE SOUND.			
Exhibit Design: Tussauds Studios Sound Design: John Leonard System Design/Associate Design: Bruce Ellman		SIZE: D DATE: 6/21/2011	DWG NO: D306 - PATCH FLOW AB 5-6 REV:
Contract with HG Lighting Design Drafted by Bruce Ellman		SCALE: 1 : 1	SHEET: 6 of 15

AB 5-6
PATCH FLOW DIAGRAM



MT24-07	
In	Out
1	1 TRS MT24-07-01 XLR-M DP-07-01 (XLR-F) PA-28 IN 1 (SEE ORIG DRAWINGS)
2	2 TRS MT24-07-02 XLR-M DP-07-02 (XLR-F) PA-28 IN 2 (SEE ORIG DRAWINGS)
3	3 TRS MT24-07-03 XLR-M DP-07-03 (XLR-F) PA-28 IN 3 (SEE ORIG DRAWINGS)
4	4 TRS MT24-07-04 XLR-M DP-07-04 (XLR-F) PA-28 IN 4 (SEE ORIG DRAWINGS)
5	5 TRS MT24-07-05 XLR-M DP-07-05 (XLR-F) PA-29 IN 1 (SEE ORIG DRAWINGS)
6	6 TRS MT24-07-06 XLR-M DP-07-06 (XLR-F) PA-29 IN 2 (SEE ORIG DRAWINGS)
7	7 TRS MT24-07-07 XLR-M DP-07-07 (XLR-F) PA-29 IN 3 (SEE ORIG DRAWINGS)
8	8 TRS MT24-07-08 XLR-M DP-07-08 (XLR-F) PA-29 IN 4 (SEE ORIG DRAWINGS)
9	9 TRS MT24-07-09 XLR-M DP-07-09 (XLR-F) PA-30 IN 1 (SEE ORIG DRAWINGS)
10	10 TRS MT24-07-10 XLR-M DP-07-10 (XLR-F) PA-30 IN 2 (SEE ORIG DRAWINGS)
11	11 TRS MT24-07-11 XLR-M DP-07-11 (XLR-F) PA-30 IN 3 (SEE ORIG DRAWINGS)
12	12 TRS MT24-07-12 XLR-M DP-07-12 (XLR-F) PA-30 IN 4 (SEE ORIG DRAWINGS)
13	13 TRS MT24-07-13 XLR-M DP-07-13 (XLR-F) PA-31 IN 1 (SEE ORIG DRAWINGS)
14	14 TRS MT24-07-14 XLR-M DP-07-14 (XLR-F) PA-31 IN 2 (SEE ORIG DRAWINGS)
15	15 NC
16	16 NC
17	17 NC
18	18 NC
19	19 NC
20	20 NC
21	21 NC
22	22 NC
23	23 NC
24	24 NC



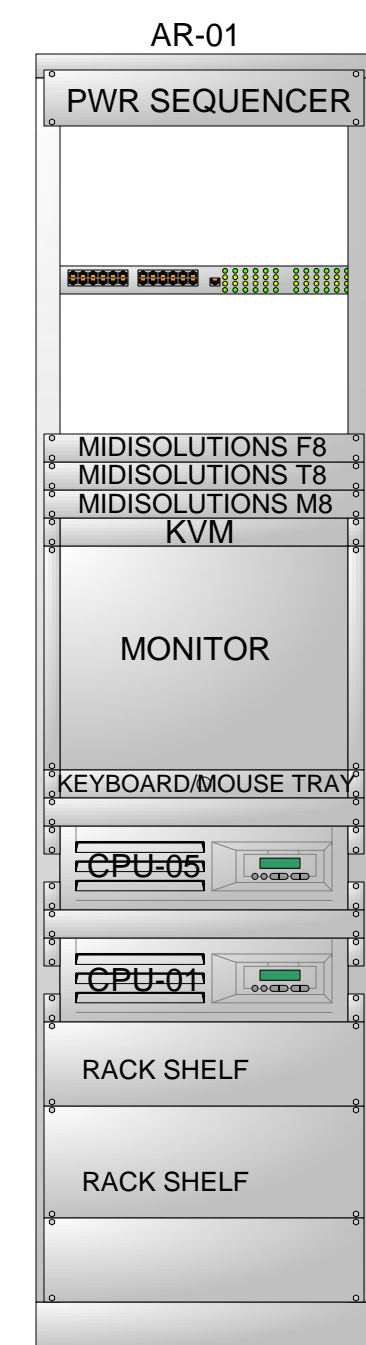
MT24-08	
In	Out
1	1 TRS MT24-08-01 XLR-M DP-08-01 (XLR-F) PA-31 IN 3 (SEE ORIG DRAWINGS)
2	2 TRS MT24-08-02 XLR-M DP-08-02 (XLR-F) PA-31 IN 4 (SEE ORIG DRAWINGS)
3	3 TRS MT24-08-03 XLR-M DP-08-03 (XLR-F) TBD (SEE ORIG DRAWINGS)
4	4 TRS MT24-08-04 XLR-M DP-08-04 (XLR-F) TBD (SEE ORIG DRAWINGS)
5	5 TRS MT24-08-05 XLR-M DP-08-05 (XLR-F) TBD (SEE ORIG DRAWINGS)
6	6 TRS MT24-08-06 XLR-M DP-08-06 (XLR-F) TBD (SEE ORIG DRAWINGS)
7	7 TRS MT24-08-07 XLR-M DP-08-07 (XLR-F) TBD (SEE ORIG DRAWINGS)
8	8 TRS MT24-08-08 XLR-M DP-08-08 (XLR-F) TBD (SEE ORIG DRAWINGS)
9	9 TRS MT24-08-09 XLR-M DP-08-09 (XLR-F) TBD (SEE ORIG DRAWINGS)
10	10 TRS MT24-08-10 XLR-M DP-08-10 (XLR-F) TBD (SEE ORIG DRAWINGS)
11	11 TRS MT24-08-11 XLR-M DP-08-11 (XLR-F) TBD (SEE ORIG DRAWINGS)
12	12 TRS MT24-08-12 XLR-M DP-08-12 (XLR-F) TBD (SEE ORIG DRAWINGS)
13	13 TRS MT24-08-13 XLR-M DP-08-13 (XLR-F) TBD (SEE ORIG DRAWINGS)
14	14 TRS MT24-08-14 XLR-M DP-08-14 (XLR-F) TBD (SEE ORIG DRAWINGS)
15	15 TRS MT24-08-15 XLR-M DP-08-15 (XLR-F) PA-34 IN 4 (SEE ORIG DRAWINGS)
16	16 TRS MT24-08-16 XLR-M DP-08-16 (XLR-F) TBD (SEE ORIG DRAWINGS)
17	17 NC
18	18 NC
19	19 NC
20	20 NC
21	21 NC
22	22 NC
23	23 NC
24	24 NC

NOTE:

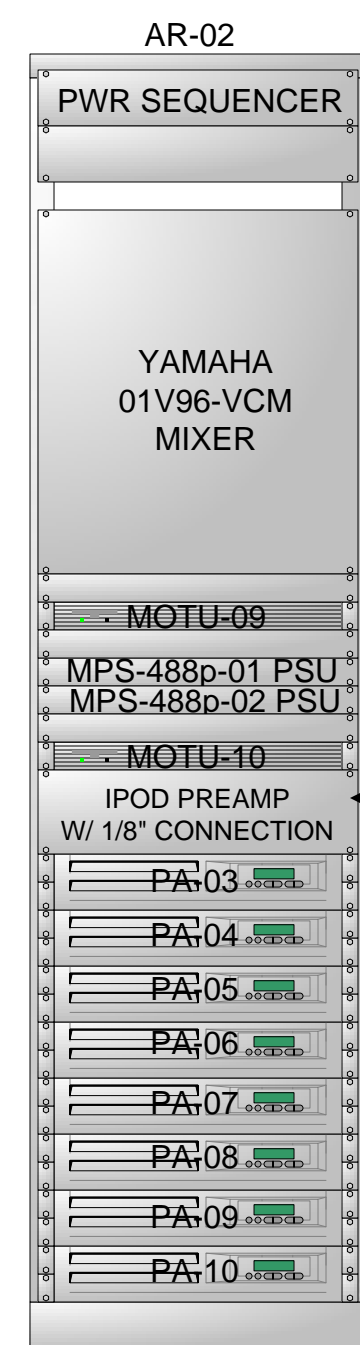
ONLY THE CPU-01 DRAWINGS SHOW CONNECTIONS BEYOND THOSE COVERED BY THIS INSTALLATION AND IS PROVIDED TO ILLUSTRATE THE INTERCONNECT BETWEEN THE ORIGINAL INSTALLATION AND THIS CURRENT UPGRADE.

FOR ACCURATE AMP/SPEAKER PATCHING NOT PART OF THE CURRENT PROJECT PLEASE REFER TO THE ORIGINAL PRG "AS BUILT" DRAWINGS.

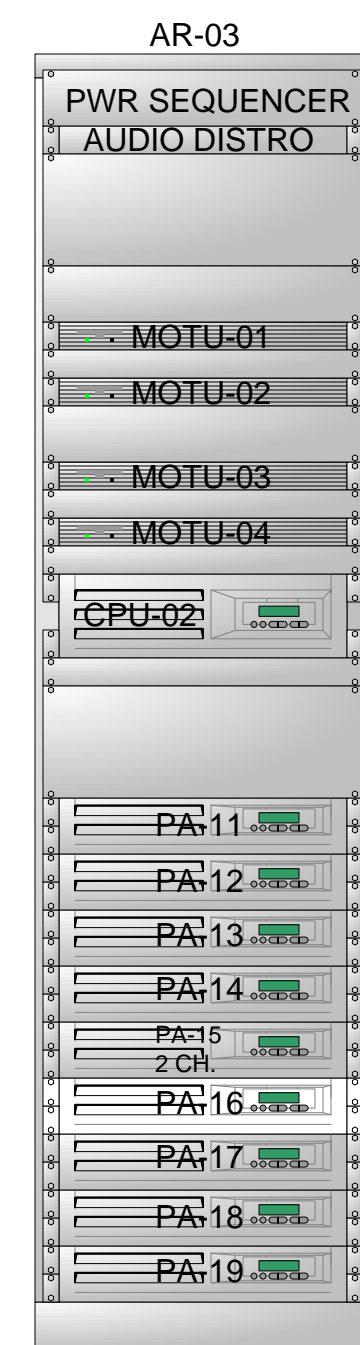
BRUCE ELLMAN THEATRE SOUND bruce@bruceellman.com		MADAME TUSSAUD'S NEW YORK CITY	
THIS DOCUMENT AND THE SPECIFICATIONS DESCRIBED WITHIN ARE THE EXCLUSIVE PROPERTY OF BRUCE ELLMAN THEATRE SOUND; ISSUED IN THE STRICTEST CONFIDENCE AND SHALL NOT BE REPRODUCED, COPIED, OR USED WITHOUT THE PRIOR WRITTEN PERMISSION OF BRUCE ELLMAN THEATRE SOUND.			
Exhibit Design: Tussauds Studios Sound Design: John Leonard System Design/Associate Design: Bruce Ellman		SIZE: D DATE: 6/21/2011	DWG NO: D307 - PATCH FLOW AB 7-8 REV:
Contract with HG Lighting Design Drafted by Bruce Ellman		SCALE: 1 : 1	SHEET: 7 of 15



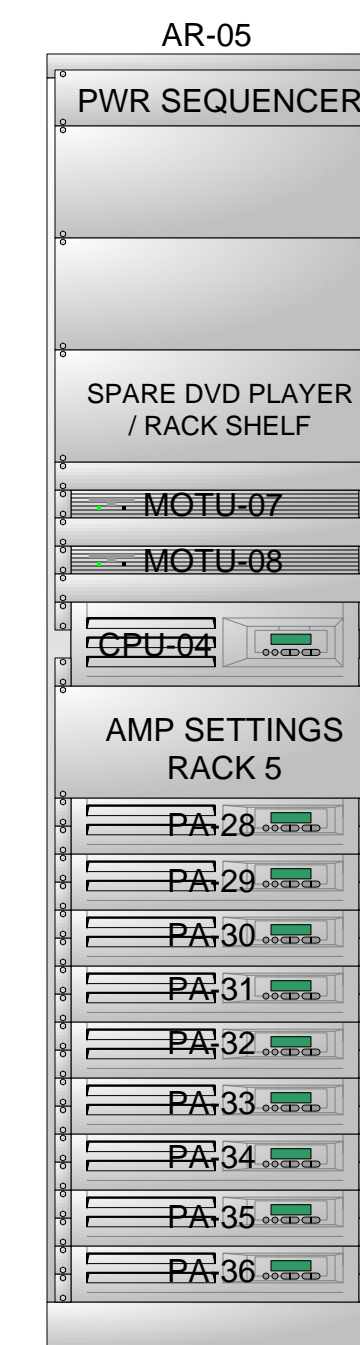
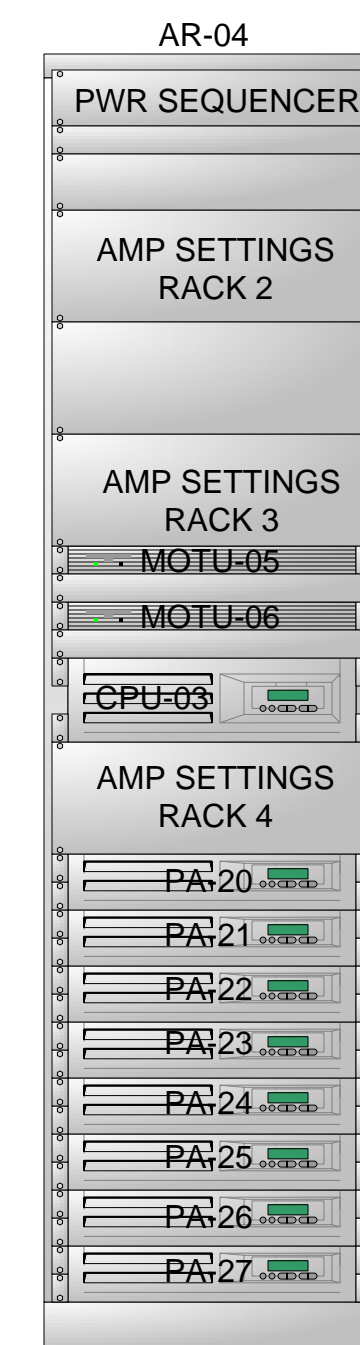
NETWORK SWITCH MOUNTED IN BACK OF RACK



RACKSHELF WITH IPOD CONNECTION, PLEASE ALLOW ≤ 3RU



PA-15 HAS BEEN REPLACED WITH A 2 CH AMP
PA-16 MISSING



NOTE:

EXCEPT AS NOTED ALL AMPLIFIERS ARE QSC CX-254 4 CH.

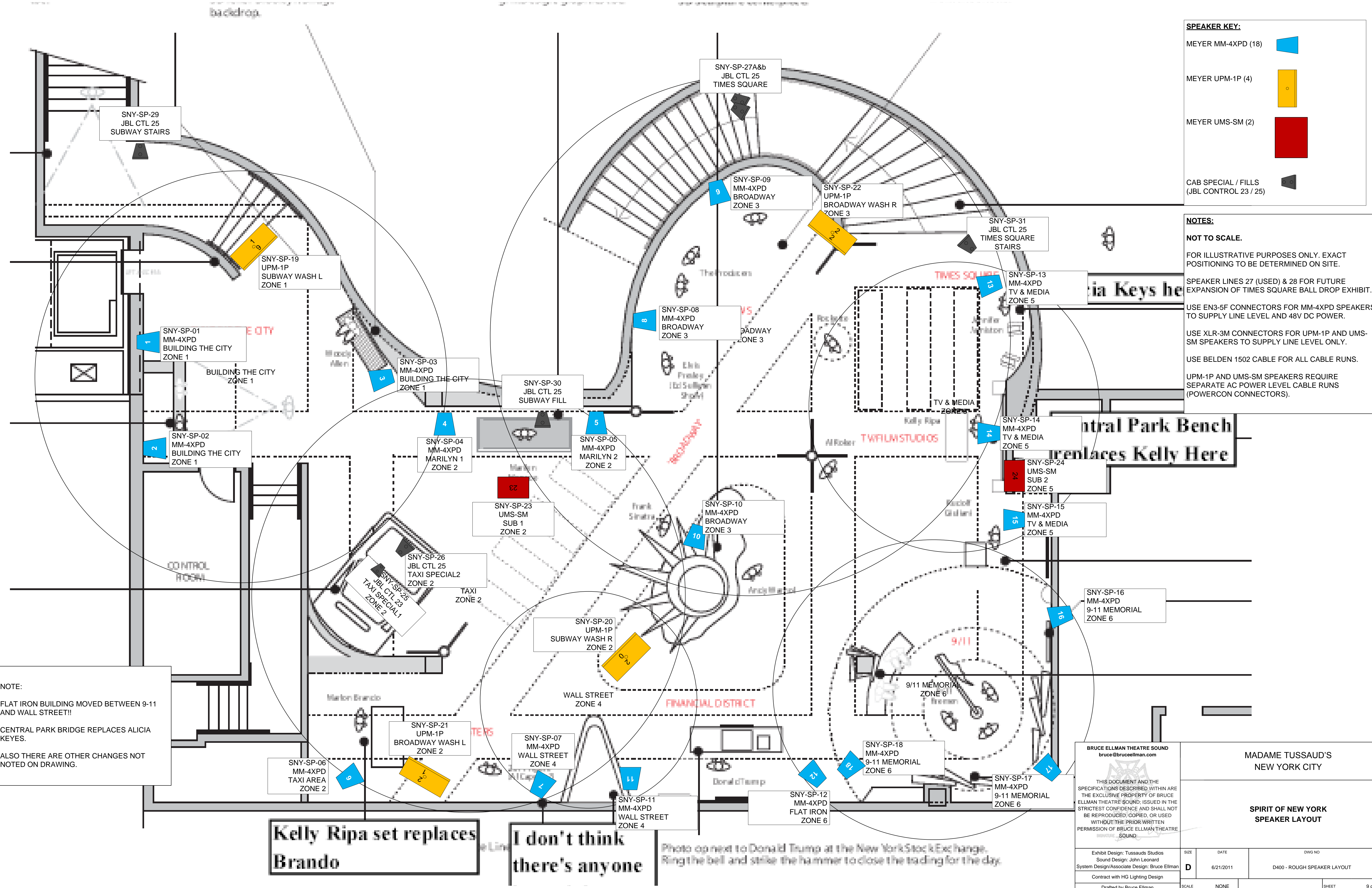
PLEASE PLACE RACK COVERS/SPACERS OVER UNUSED RACK UNITS.

RACK 01 – MIDI, NETWORK, CONTROL AND ROUTING

RACK 02 – AUDIO ROUTING, PLAYBACK AND AMPS

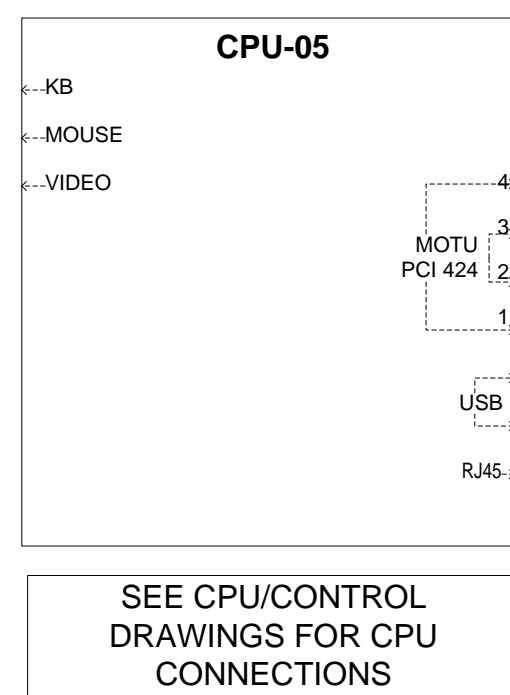
RACKS 03-05 – PLAYBACK AND AMPS

BRUCE ELLMAN THEATRE SOUND bruce@bruceellman.com		MADAME TUSSAUD'S NEW YORK CITY		
THIS DOCUMENT AND THE SPECIFICATIONS DESCRIBED WITHIN ARE THE EXCLUSIVE PROPERTY OF BRUCE ELLMAN THEATRE SOUND. ISSUED IN THE STRICTEST CONFIDENCE AND SHALL NOT BE REPRODUCED, COPIED, OR USED WITHOUT THE PRIOR WRITTEN PERMISSION OF BRUCE ELLMAN THEATRE SOUND.		RACK DIAGRAM		
		Exhibit Design: Tussauds Studios Sound Design: John Leonard System Design/Associate Design: Bruce Ellman Contract with HG Lighting Design Drafted by Bruce Ellman	SIZE: D DATE: 6/21/2011 SCALE: 1 : 1	DWG NO: D308 - RACK DIAGRAM



NOTE:
 FLAT IRON BUILDING MOVED BETWEEN 9-11 AND WALL STREET!!
 CENTRAL PARK BRIDGE REPLACES ALICIA KEYES.
 ALSO THERE ARE OTHER CHANGES NOT NOTED ON DRAWING.

BRUCE ELLMAN THEATRE SOUND bruce@bruceellman.com		MADAME TUSSAUD'S NEW YORK CITY	
THIS DOCUMENT AND THE SPECIFICATIONS DESCRIBED WITHIN ARE THE EXCLUSIVE PROPERTY OF BRUCE ELLMAN THEATRE SOUND, ISSUED IN THE STRICTEST CONFIDENCE AND SHALL NOT BE REPRODUCED, COPIED, OR USED WITHOUT THE PRIOR WRITTEN PERMISSION OF BRUCE ELLMAN THEATRE SOUND.		SPIRIT OF NEW YORK SPEAKER LAYOUT	
Exhibit Design: Tussauds Studios Sound Design: John Leonard System Design/Associate Design: Bruce Ellman Contract with HG Lighting Design Drafted by Bruce Ellman	SIZE: D DATE: 6/21/2011 SCALE: NONE	DWG NO: D400 - ROUGH SPEAKER LAYOUT SHEET: 9 of 15	REV:



MT424-05-02 /
MT24-10
DRAWING D402

D402

MT24-9

In	Out
1	1 TRS MT24-9-01
2	2 TRS MT24-9-02
3	3 TRS MT24-9-03
4	4 TRS MT24-9-04
5	5 TRS MT24-9-05
6	6 TRS MT24-9-06
7	7 TRS MT24-9-07
8	8 TRS MT24-9-08
9	9 TRS MT24-9-09
10	10 TRS MT24-9-10
11	11 TRS MT24-9-11
12	12 TRS MT24-9-12
13	13 TRS MT24-9-13
14	14 TRS MT24-9-14
15	15 TRS MT24-9-15
16	16 TRS MT24-9-16
17	17 TRS MT24-9-17
18	18 TRS MT24-9-18
19	19 TRS MT24-9-19
20	20 TRS MT24-9-20
21	21 TRS MT24-9-21
22	22 TRS MT24-9-22
23	23 TRS MT24-9-23
24	24 TRS MT24-9-24

MOTU 24 I/O

MPS-488-01

In	Out
1	1 EN3
2	2 EN3
3	3 EN3
4	4 EN3
5	5 EN3
6	6 EN3
7	7 EN3
8	8 EN3

MPS-488-02

In	Out
1	1 EN3
2	2 EN3
3	3 EN3
4	4 EN3
5	5 EN3
6	6 EN3
7	7 EN3
8	8 EN3

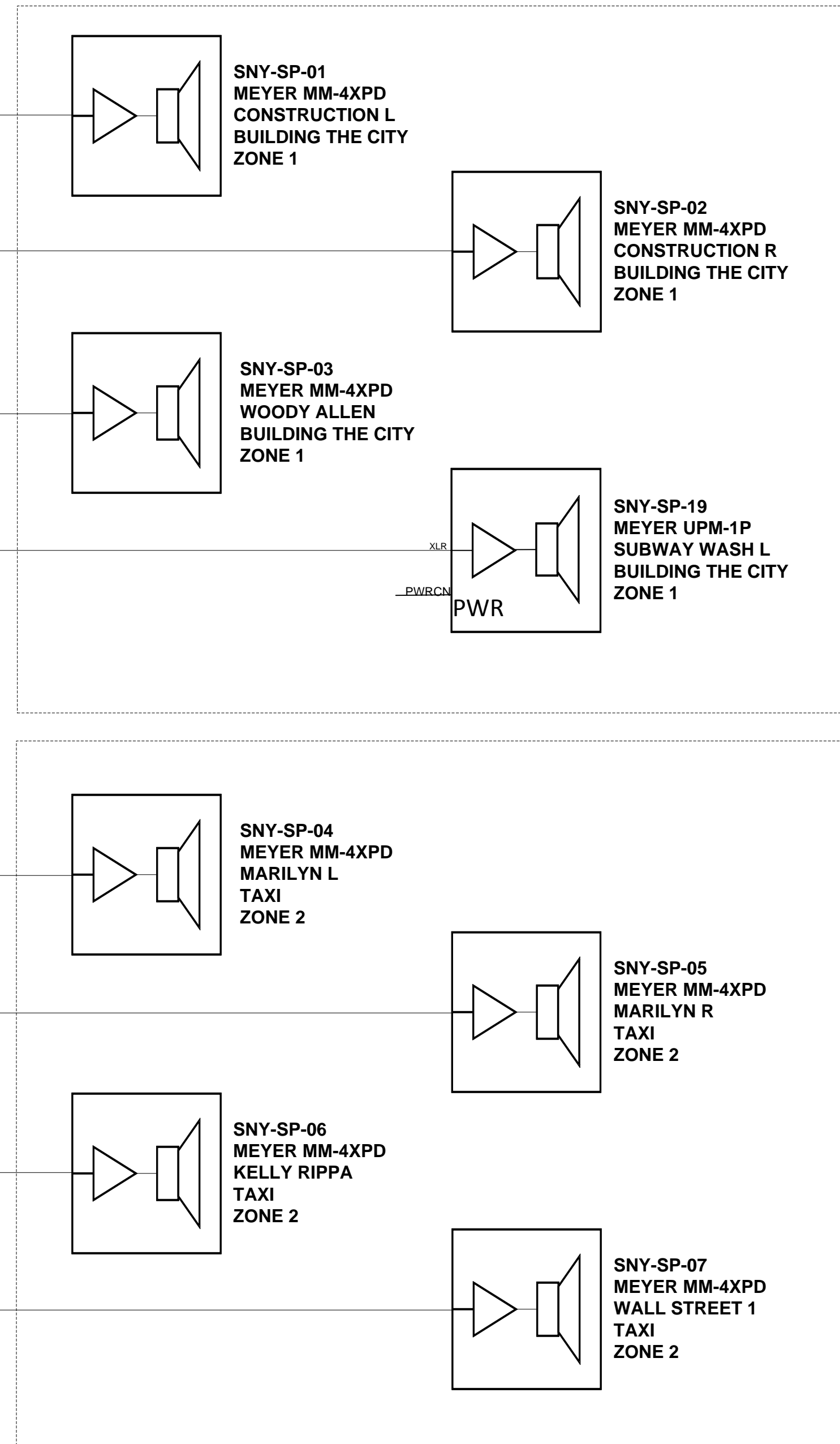
MPS-481-01

In	Out
1	1 EN3

MPS-481-02

In	Out
1	1 EN3

MPS-488-01-08 / SNY-SP-08 / DRAWING D402	D402
MPS-488-02-01 / SNY-SP-09 / DRAWING D402	D402
MPS-488-02-02 / SNY-SP-10 / DRAWING D402	D402
MPS-488-02-03 / SNY-SP-11 / DRAWING D402	D402
MPS-488-02-04 / SNY-SP-12 / DRAWING D402	D402
MPS-488-02-05 / SNY-SP-13 / DRAWING D402	D402
MPS-488-02-06 / SNY-SP-14 / DRAWING D402	D402
MPS-488-02-07 / SNY-SP-15 / DRAWING D402	D402
MPS-488-02-08 / SNY-SP-16 / DRAWING D402	D402
MPS-481-01 / SNY-SP-17 / DRAWING D402	D402
MPS-481-02 / SNY-SP-18 / DRAWING D402	D402
MT24-9-20 / SNY-SP-20 / DRAWING D402	D402
MT24-9-21 / SNY-SP-21 / DRAWING D402	D402
MT24-9-22 / SNY-SP-22 / DRAWING D402	D402
MT24-9-23 / SNY-SP-23 / DRAWING D402	D402
MT24-9-24 / SNY-SP-24 / DRAWING D402	D402

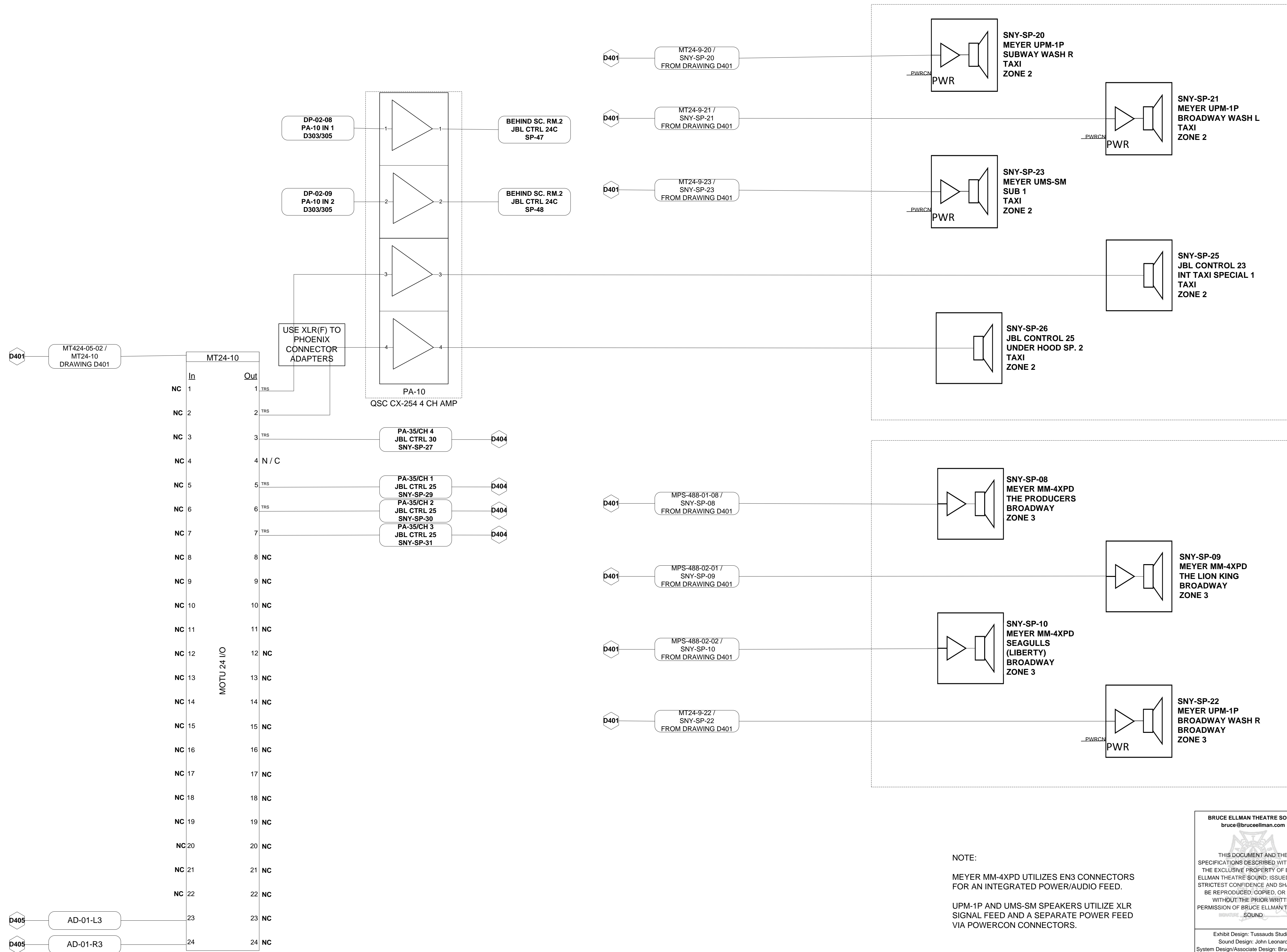


NOTE:

MEYER MM-4XPD UTILIZES EN3 CONNECTORS FOR AN INTEGRATED POWER/AUDIO FEED.

UPM-1P AND UMS-SM SPEAKERS UTILIZE XLR SIGNAL FEED AND A SEPARATE POWER FEED VIA POWERCON CONNECTORS.

BRUCE ELLMAN THEATRE SOUND bruce@bruceellman.com		MADAME TUSSAUD'S NEW YORK CITY	
THIS DOCUMENT AND THE SPECIFICATIONS DESCRIBED WITHIN ARE THE EXCLUSIVE PROPERTY OF BRUCE ELLMAN THEATRE SOUND, ISSUED IN THE STRICTEST CONFIDENCE AND SHALL NOT BE REPRODUCED, COPIED, OR USED WITHOUT THE PRIOR WRITTEN PERMISSION OF BRUCE ELLMAN THEATRE SOUND.			
Exhibit Design: Tussauds Studios Sound Design: John Leonard System Design/Associate Design: Bruce Ellman		DATE 6/21/2011	DWG NO D401 - SNY SYSTEM FLOW 1
Contract with HG Lighting Design Drafted by Bruce Ellman		SCALE 1 : 1	REVISIONS SHEET 10 of 15



**TAXI ZONE
SPECIAL AND WASH
SPEAKERS
ZONE 2**

**BROADWAY
ZONE 3**

NOTE:
MEYER MM-4XPD UTILIZES EN3 CONNECTORS FOR AN INTEGRATED POWER/AUDIO FEED.
UPM-1P AND UMS-SM SPEAKERS UTILIZE XLR SIGNAL FEED AND A SEPARATE POWER FEED VIA POWERCON CONNECTORS.

BRUCE ELLMAN THEATRE SOUND bruce@bruceellman.com		MADAME TUSSAUD'S NEW YORK CITY			
THIS DOCUMENT AND THE SPECIFICATIONS DESCRIBED WITHIN ARE THE EXCLUSIVE PROPERTY OF BRUCE ELLMAN THEATRE SOUND; ISSUED IN THE STRICTEST CONFIDENCE AND SHALL NOT BE REPRODUCED, COPIED, OR USED WITHOUT THE PRIOR WRITTEN PERMISSION OF BRUCE ELLMAN THEATRE SOUND.					
Exhibit Design: Tussauds Studios Sound Design: John Leonard System Design/Associate Design: Bruce Ellman		SIZE D	DATE 6/21/2011	DWG NO D402 - SNY SYSTEM FLOW 2	REV
Contract with HG Lighting Design Drafted by Bruce Ellman		SCALE 1 : 1	SHEET 11 of 15		

D401 MPS-488-02-03 /
SNY-SP-11
FROM DRAWING D401

D401 MPS-488-02-04 /
SNY-SP-12
FROM DRAWING D401

D401 MPS-488-02-05 /
SNY-SP-13
FROM DRAWING D401

D401 MPS-488-02-06 /
SNY-SP-14
FROM DRAWING D401

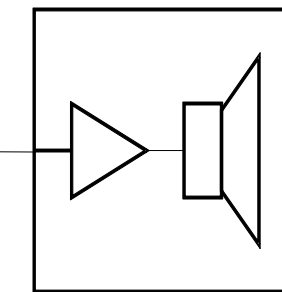
D401 MPS-488-02-07 /
SNY-SP-15
FROM DRAWING D401

D401 MT24-9-24 /
SNY-SP-24
FROM DRAWING D401

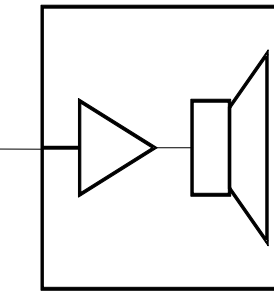
D401 MPS-488-02-08 /
SNY-SP-16
FROM DRAWING D401

D401 MPS-481-01 /
SNY-SP-17
FROM DRAWING D401

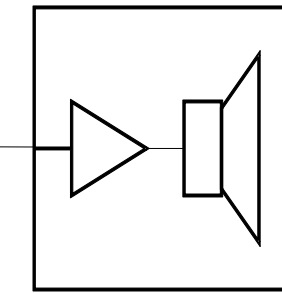
D401 MPS-481-02 /
SNY-SP-18
FROM DRAWING D401



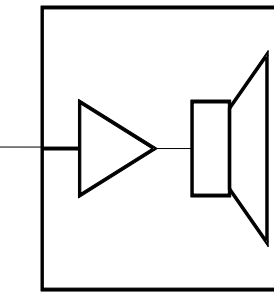
SNY-SP-11
MEYER MM-4XPD
WALL STREET 2 (L)
FINANCIAL DISTRICT
ZONE 4



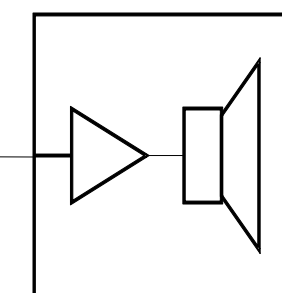
SNY-SP-12
MEYER MM-4XPD
FLAT IRON BUILDING
FINANCIAL DISTRICT
ZONE 4



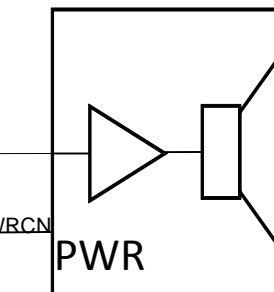
SNY-SP-13
MEYER MM-4XPD
CENTRAL PARK
TV & FILM
ZONE 5



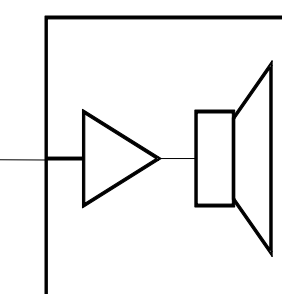
SNY-SP-14
MEYER MM-4XPD
CENTRAL PARK 2
TV & FILM
ZONE 5



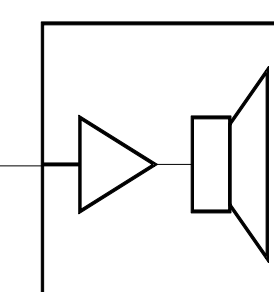
SNY-SP-15
MEYER MM-4XPD
RUDY GUILIANI
TV & FILM
ZONE 5



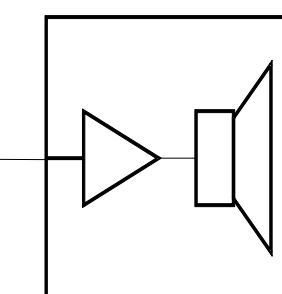
SNY-SP-24
MEYER UMS-SM
SUB 2
TV & FILM
ZONE 5



SNY-SP-16
MEYER MM-4XPD
VIDEO MONITOR
9-11 MEMORIAL
ZONE 6



SNY-SP-17
MEYER MM-4XPD
UP CENTER
9-11 MEMORIAL
ZONE 6



SNY-SP-18
MEYER MM-4XPD
NEAR BENCH
9-11 MEMORIAL
ZONE 6

FINANCIAL DISTRICT ZONE 4

TV & FILM ZONE 5

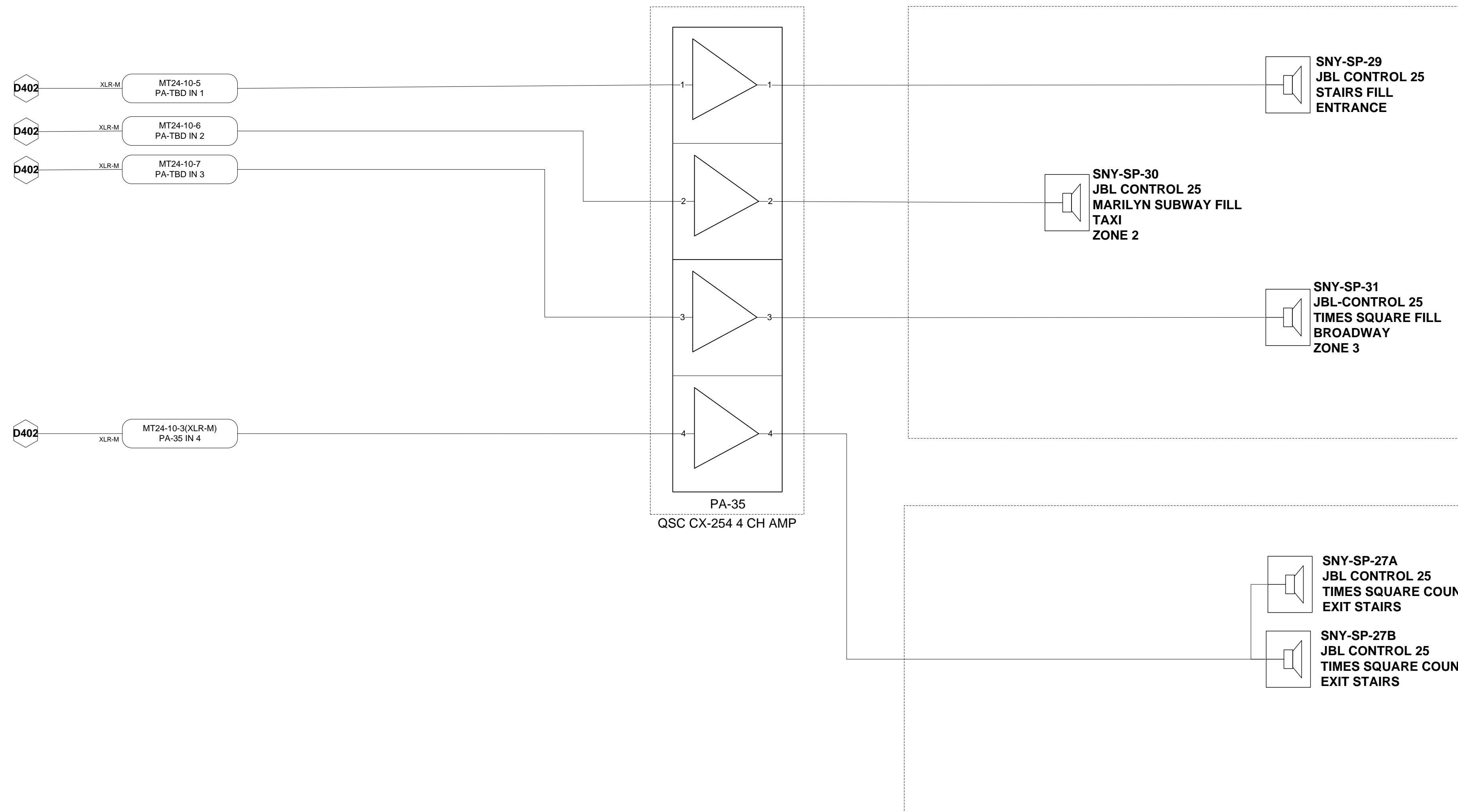
9-11 MEMORIAL ZONE 6

NOTE:

MEYER MM-4XPD UTILIZES EN3 CONNECTORS FOR AN INTEGRATED POWER/AUDIO FEED.

UPM-1P AND UMS-SM SPEAKERS UTILIZE XLR SIGNAL FEED AND A SEPARATE POWER FEED VIA POWERCON CONNECTORS.

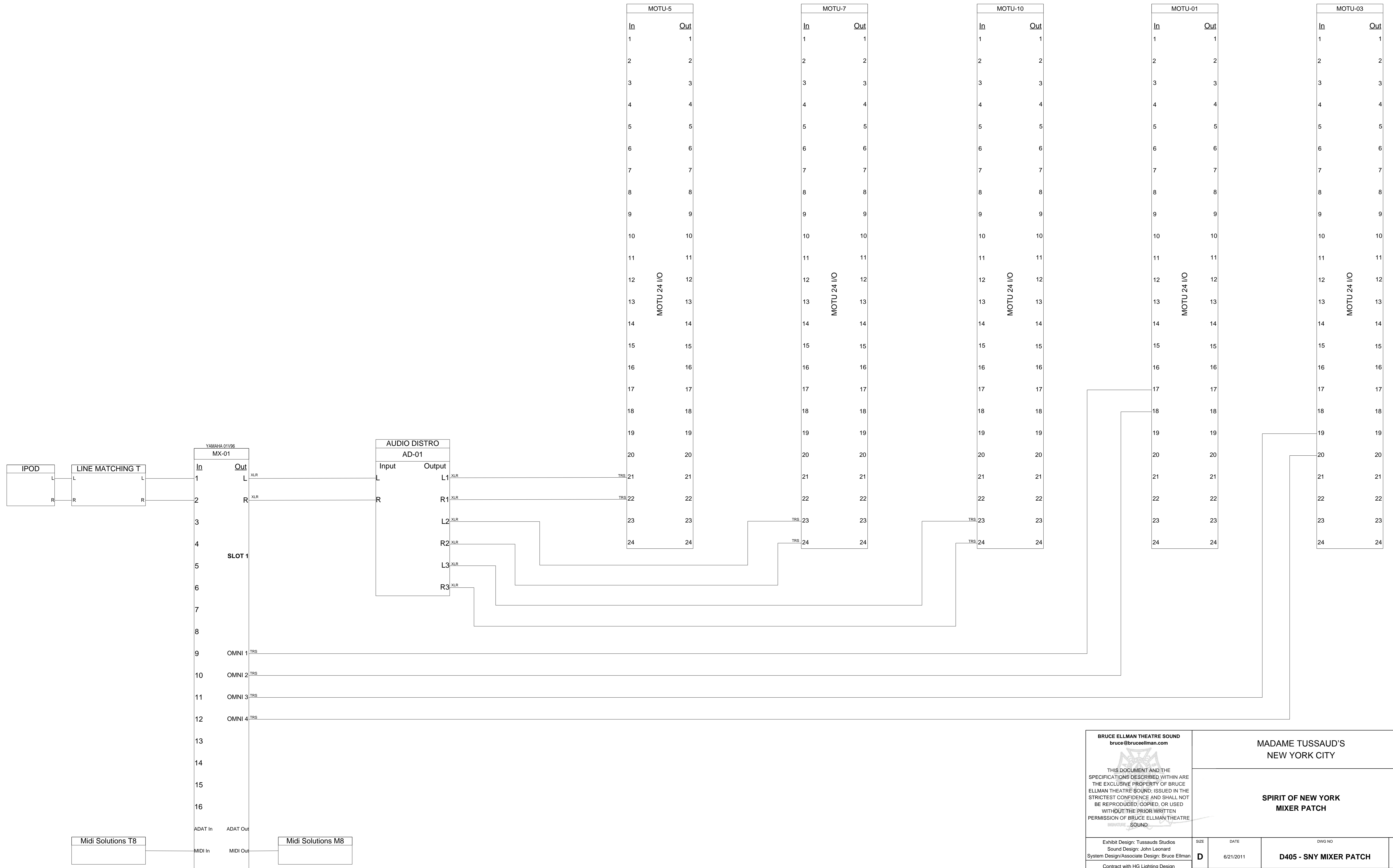
BRUCE ELLMAN THEATRE SOUND bruce@bruceellman.com		MADAME TUSSAUD'S NEW YORK CITY			
THIS DOCUMENT AND THE SPECIFICATIONS DESCRIBED WITHIN ARE THE EXCLUSIVE PROPERTY OF BRUCE ELLMAN THEATRE SOUND. ISSUED IN THE STRICTEST CONFIDENCE AND SHALL NOT BE REPRODUCED, COPIED, OR USED WITHOUT THE PRIOR WRITTEN PERMISSION OF BRUCE ELLMAN THEATRE SOUND.					
Exhibit Design: Tussauds Studios Sound Design: John Leonard System Design/Associate Design: Bruce Ellman		SIZE D	DATE 6/21/2011	DWG NO D403 - SNY SYSTEM FLOW 3	REV
Contract with HG Lighting Design Drafted by Bruce Ellman		SCALE 1 : 1	SHEET 12 of 15		



**SPIRIT OF NEW YORK
FILL SPEAKERS**

**TIMES SQUARE
COUNT DOWN / STAIRS**

BRUCE ELLMAN THEATRE SOUND bruce@bruceellman.com		MADAME TUSSAUD'S NEW YORK CITY		
THIS DOCUMENT AND THE SPECIFICATIONS DESCRIBED WITHIN ARE THE EXCLUSIVE PROPERTY OF BRUCE ELLMAN THEATRE SOUND; ISSUED IN THE STRICTEST CONFIDENCE AND SHALL NOT BE REPRODUCED, COPIED, OR USED WITHOUT THE PRIOR WRITTEN PERMISSION OF BRUCE ELLMAN THEATRE SOUND.		SPIRIT OF NEW YORK SYSTEM FLOW 4		
Exhibit Design: Tussauds Studios Sound Design: John Leonard System Design/Associate Design: Bruce Ellman	D	DATE 6/21/2011	DWG NO D404 - SNY SYSTEM FLOW 4	REV
Contract with HG Lighting Design Drafted by Bruce Ellman	SCALE 1 : 1	SHEET 13 of 15		



BRUCE ELLMAN THEATRE SOUND bruce@bruceellman.com		MADAME TUSSAUD'S NEW YORK CITY			
THIS DOCUMENT AND THE SPECIFICATIONS DESCRIBED WITHIN ARE THE EXCLUSIVE PROPERTY OF BRUCE ELLMAN THEATRE SOUND. ISSUED IN THE STRICTEST CONFIDENCE AND SHALL NOT BE REPRODUCED, COPIED, OR USED WITHOUT THE PRIOR WRITTEN PERMISSION OF BRUCE ELLMAN THEATRE SOUND.					
Exhibit Design: Tussauds Studios Sound Design: John Leonard System Design/Associate Design: Bruce Ellman		SIZE D	DATE 6/21/2011	DWG NO D405 - SNY MIXER PATCH	REV
Contract with HG Lighting Design Drafted by Bruce Ellman		SCALE 1 : 1	SHEET 14 of 15		

MTNY AMP AND SPEAKER DATABASE					6/21/2011				
SPEAKER KEY					M - MAIN, SP - SPEAKER, S - SATELLITE				
					SC - SOUND COLUMNS				
					SNY-SPIRIT OF NEW YORK SPEAKERS				
SPEAKER LOCATIONS									
AMP	CHAN	MOTU / DP OUT	SPEAKER DESCRIPTION	SPKR #					
CELEB PARTY MEZZ & STAIRS	PA-03	1	MT/DP-01-01	JBL CONTROL 25 (X 2)	SP-01/02				
CELEB PARTY MEZZ & STAIRS	PA-03	2	MT/DP-01-01	JBL CONTROL 25 (X 2)	SP-03/04				
CELEB PARTY MEZZ & STAIRS	PA-03	3	MT/DP-01-02	JBL CONTROL 25 (X 2)	SP-05/06				
CELEB PARTY MEZZ & STAIRS	PA-03	4	MT/DP-01-02	JBL CONTROL 25 (X 2)	SP-07/08				
CELEB PARTY OVERHEAD	PA-04	1	MT/DP-01-03	JBL CONTROL 24C (X 2)	SP-09/10				
CELEB PARTY OVERHEAD	PA-04	2	MT/DP-01-03	JBL CONTROL 24C (X 2)	SP-11/12				
CELEB PARTY OVERHEAD	PA-04	3	MT/DP-01-04	JBL CONTROL 24C (X 2)	SP-13/14				
CELEB PARTY OVERHEAD	PA-04	4	MT/DP-01-04	JBL CONTROL 24C (X 2)	SP-15/16				
CELEB PARTY OVERHEAD 2	PA-05	1	MT/DP-01-05	JBL CONTROL 25 (X 2)	SP-17/18				
CELEB PARTY OVERHEAD 2	PA-05	2	MT/DP-01-05	JBL CONTROL 25 (X 2)	SP-19/20				
CELEB PARTY OVERHEAD 2	PA-05	3	MT/DP-01-06	JBL CONTROL 25 (X 2)	SP-21/22				
CELEB PARTY OVERHEAD 2	PA-05	4	MT/DP-01-06	JBL CONTROL 25 (X 2)	SP-23/24				
CELEB PARTY UNDER BALC	PA-06	1	MT/DP-01-07	JBL CONTROL 23	SP-25				
CELEB PARTY UNDER BALC	PA-06	2	MT/DP-01-08	JBL CONTROL 23	SP-26				
CELEB PARTY UNDER BALC	PA-06	3	MT/DP-01-09	JBL CONTROL 23	SP-27				
CELEB PARTY UNDER BALC	PA-06	4	MT/DP-01-10	JBL CONTROL 23	SP-28				
CELEB PARTY SPECIAL	PA-07	1	MT/DP-01-11	JBL CONTROL 23	SP-29				
CELEB PARTY SPECIAL	PA-07	2	MT/DP-01-12	JBL CONTROL 23	SP-30				
CELEB PARTY SPECIAL	PA-07	3	MT/DP-01-13	JBL CONTROL 23	SP-31				
CELEB PARTY SPECIAL	PA-07	4	MT/DP-01-14	JBL CONTROL 23	SP-32				
HALL OF MIRRORS	PA-08	1	MT/DP-02-01	JBL CONTROL 25 (X 2)	SP-33/34				
HALL OF MIRRORS	PA-08	2	MT/DP-02-02	JBL CONTROL 25 (X 2)	SP-35/36				
HALL OF MIRRORS	PA-08	3	MT/DP-02-03	JBL CONTROL 25 (X 2)	SP-37/38				
SPARE	PA-08	4							
SCREAM CHAMBER (DR. CURTIUS STUDI	PA-09	1	MT/DP-02-04	JBL CONTROL 25 (X 2)	SP-39/40				
SCREAM CHAMBER (DR. CURTIUS STUDI	PA-09	2	MT/DP-02-05	JBL CONTROL 25 (X 2)	SP-41/42				
BEHIND THE SCENES RM.1	PA-09	3	MT/DP-02-06	JBL CONTROL 24C (X 2)	SP-43/44				
BEHIND THE SCENES RM.1 VIDEO	PA-09	4	MT/DP-02-07	JBL CONTROL 25 (X 2)	SP-45/46				
BEHIND THE SCENES RM.2	PA-10	1	MT/DP-02-08	JBL CONTROL 24C	SP-47				
EHIND THE SCENES RM.2	PA-10	2	MT/DP-02-09	JBL CONTROL 24C	SP-48				
CAB INT. RADIO	PA-10	3	MT-10-01	JBL CONTROL 23	SNY-SP-25				
CAB INT. UNDER HOOD	PA-10	4	MT-10-02	JBL CONTROL 23	SNY-SP-26				
GUILLETINE	PA-11	1	MT/DP-03-01	JBL CONTROL 25 (X 2)	SP-49/50				
GUILLETINE	PA-11	2	MT/DP-03-02	JBL CONTROL 25 (X 2)	SP-51/52				
GUILLETINE	PA-11	3	MT/DP-03-03	JBL CONTROL 25	SP-53				
GUILLETINE	PA-11	4	MT/DP-03-04	JBL CONTROL 25	SP-54				
GUILLETINE	PA-12	1	MT/DP-03-05	JBL CONTROL 28 (X 2)	SP-55/56				
GUILLETINE	PA-12	2	MT/DP-03-06	JBL CONTROL 28 (X 2)	SP-57/58				
CANNON	PA-12	3	MT/DP-03-07	JBL EON 15	SP-59				
SPARE	PA-12	4							
GRAVEYARD	PA-13	1	MT/DP-03-08	JBL CONTROL 25 (X 2)	SP-60/61				
GRAVEYARD	PA-13	2	MT/DP-03-09	JBL CONTROL 25 (X 2)	SP-62/63				
GRAVEYARD	PA-13	3	MT/DP-03-10	JBL CONTROL 25 (X 2)	SP-64/65				
GRAVEYARD	PA-13	4	MT/DP-03-10	JBL CONTROL 25 (X 2)	SP-66/67				
GRAVEYARD	PA-14	1	MT/DP-04-01	JBL CONTROL 23	SP-68				
GRAVEYARD	PA-14	2	MT/DP-04-02	JBL CONTROL 23	SP-69				
GRAVEYARD	PA-14	3	MT/DP-04-03	JBL CONTROL 23	SP-70				
GRAVEYARD	PA-14	4	MT/DP-04-04	JBL CONTROL 23	SP-71				
GRAVEYARD	PA-15	1	MT/DP-04-05	JBL CONTROL 23	SP-72				
GRAVEYARD	PA-15	2	MT/DP-04-06	JBL CONTROL 23	SP-73				
GRAVEYARD	PA-16	1	MT/DP-04-07	JBL CONTROL 23	SP-74				
GRAVEYARD	PA-16	2	MT/DP-04-08	JBL CONTROL 23	SP-75				
NAPOLEAN	PA-16	3	MT/DP-04-09	JBL CONTROL 25	SP-76				
NAPOLEAN	PA-16	4	MT/DP-04-10	JBL CONTROL 25	SP-77				
PORTRAIT GALLERY	PA-17	1	MT/DP-04-11	JBL CONTROL 24C (X 2)	SP-78/79				
PORTRAIT GALLERY	PA-17	2	MT/DP-04-11	JBL CONTROL 24C (X 2)	SP-80/81				
PORTRAIT GALLERY	PA-17	3	MT/DP-04-12	JBL CONTROL 25 (X 2)	SP-82/83				
PORTRAIT GALLERY	PA-17	4	MT/DP-04-12	JBL CONTROL 25 (X 2)	SP-84/85				
PORTRAIT GALLERY	PA-18	1	MT/DP-04-13	JBL CONTROL 23 (X 2)	SP-86/87				
PORTRAIT GALLERY	PA-18	2	MT/DP-04-13	JBL CONTROL 23 (X 2)	SP-88/89				
PORTRAIT GALLERY	PA-18	3	MT/DP-04-14	JBL CONTROL 23 (X 2)	SP-90/91				
PORTRAIT GALLERY	PA-18	4	MT/DP-04-14	JBL CONTROL 23 (X 2)	SP-92/93				
100' STAIRWAY & HALL	PA-19	1	MT/DP-04-15	JBL CONTROL 25 (X 2)	SP-94/95				
100' STAIRWAY & HALL	PA-19	2	MT/DP-04-15	JBL CONTROL 25 (X 2)	SP-96/97				
100' STAIRWAY & HALL	PA-19	3	MT/DP-04-16	JBL CONTROL 25 (X 2)	SP-98/99				
100' STAIRWAY & HALL	PA-19	4	MT/DP-04-16	JBL CONTROL 25 (X 2)	SP-100/101				
1920'S & 1930'S	PA-20	1	MT/DP-05-01	JBL CONTROL 25	M-01				
1920'S & 1930'S	PA-20	2	MT/DP-05-02	JBL CONTROL 25	M-02				
1920'S & 1930'S	PA-20	3	MT/DP-05-03	JBL CONTROL 25	M-03				
1920'S & 1930'S	PA-20	4	MT/DP-05-04	JBL CONTROL 25	M-04				
1940'S	PA-21	1	MT/DP-05-05	JBL CONTROL 25	M-05				
1940'S	PA-21	2	MT/DP-05-06	JBL CONTROL 25	M-06				
1940'S	PA-21	3	MT/DP-05-07	JBL CONTROL 25	M-07				
1940'S	PA-21	4	MT/DP-05-08	JBL CONTROL 25	M-08				
1950'S SUB AREA	PA-22	1	MT/DP-05-09	JBL CONTROL 25	M-09				
1950'S SUB AREA	PA-22	2	MT/DP-05-10	JBL CONTROL 25	M-10				
JOHN WAYNE	PA-22	3	MT/DP-05-11	SOUNDTUBE FP633	SC-1				
JOE DIMAGGIO	PA-22	4	MT/DP-05-12	SOUNDTUBE FP633	SC-2				

NOTE:
PA-16 IS MISSING FROM RACK

MTNY AMP AND SPEAKER DATABASE					6/21/2011				
SPEAKER KEY					M - MAIN, SP - SPEAKER, S - SATELLITE				
					SC - SOUND COLUMNS				
					SNY-SPIRIT OF NEW YORK SPEAKERS				
SPEAKER LOCATIONS									
AMP	CHAN	MOTU / DP OUT	SPEAKER DESCRIPTION	SPKR #					
1950'S	PA-23	1	MT/DP-05-13	JBL CONTROL 25 (X 2)	M-11/12				
1950'S	PA-23	2	MT/DP-05-14	JBL CONTROL 25 (X 2)	M-13/14				
1950'S	PA-23	3	MT/DP-05-15	JBL CONTROL 23 (X 2)	S-01/02				
1950'S	PA-23	4	MT/DP-05-16	JBL CONTROL 23 (X 2)	S-03/04				
1960'S AREA 1	PA-24	1	MT/DP-06-01	JBL CONTROL 25 (X 2)	M-15/16				
1960'S AREA 1	PA-24	2	MT/DP-06-02	JBL CONTROL 25 (X 2)	M-17/18				
1960'S AREA 1	PA-24	3	MT/DP-06-03	JBL CONTROL 23 (X 2)	S-05/06				
1960'S AREA 1	PA-24	4	MT/DP-06-04	JBL CONTROL 23 (X 2)	S-07/08				
1960'S AREA 2	PA-25	1	MT/DP-06-05	JBL CONTROL 25 (X 2)	M-19/20				
1960'S AREA 2	PA-25	2	MT/DP-06-06	JBL CONTROL 25 (X 2)	M-21/22				
1960'S AREA 2	PA-25	3	MT/DP-06-07	JBL CONTROL 23 (X 2)	S-09/10				
1960'S AREA 2	PA-25	4	MT/DP-06-08	JBL CONTROL 23 (X 2)	S-11/12				
1970'S SUB AREA	PA-26	1	MT/DP-06-09	JBL CONTROL 25	M-23				
1970'S SUB AREA	PA-26	2	MT/DP-06-10	JBL CONTROL 25	M-24				
1970'S	PA-26	3	MT/DP-06-11	JBL CONTROL 25 (X 2)	M-25/26				
1970'S	PA-26	4	MT/DP-06-12	JBL CONTROL 25 (X 2)	M-27/28				
1970'S	PA-27	1	MT/DP-06-13	JBL CONTROL 23 (X 2)	S-13/14				
1970'S	PA-27	2	MT/DP-06-14	JBL CONTROL 23 (X 2)	S-15/16				
1980'S	PA-27	3	MT/DP-06-15	JBL CONTROL 25 (X 2)	M-29/30				
1980'S	PA-27	4	MT/DP-06-16	JBL CONTROL 25 (X 2)	M-31/32				
1980'S	PA-28	1	MT/DP-07-01	JBL CONTROL 23 (X 2)	S-17/18				
1980'S	PA-28	2	MT/DP-07-02	JBL CONTROL 23 (X 2)	S-19/20				
1990'S AREA 1	PA-28	3	MT/DP-07-03	JBL CONTROL 25 (X 2)	M-33/34				
1990'S AREA 1	PA-28	4	MT/DP-07-04	JBL CONTROL 25 (X 2)	M-35/36				
1990'S AREA 1	PA-29	1	MT/DP-07-05	JBL CONTROL 23 (X 2)	S-21/22				
1990'S AREA 1	PA-29	2	MT/DP-07-06	JBL CONTROL 23 (X 2)	S-23/24				
1990'S AREA 2	PA-29	3	MT/DP-07-07	JBL CONTROL 25 (X 2)	M-37/38				
1990'S AREA 2	PA-29	4	MT/DP-07-08	JBL CONTROL 25 (X 2)	M-39/40				
1990'S AREA 2	PA-30	1	MT/DP-07-09	JBL CONTROL 23 (X 2)	S-25/26				
1990'S AREA 2	PA-30	2	MT/DP-07-10	JBL CONTROL 23 (X 2)	S-27/28				
1980'S	PA-30	3	MT/DP-07-11	JBL CONTROL 25 (X 2)	M-41/42				
1980'S	PA-30	4	MT/DP-07-12	JBL CONTROL 25 (X 2)	M-43/44				
2000'S	PA-31	1	MT/DP-07-13	JBL CONTROL 23 (X 2)	S-29/30				
2000'S	PA-31	2	MT/DP-07-14	JBL CONTROL 23 (X 2)	S-31/32				
2000'S SUB AREA	PA-31	3	MT/DP-08-01	JBL CONTROL 25 (X 2)	M-45/46				
2000'S SUB AREA	PA-31	4	MT/DP-08-02	JBL CONTROL 25 (X 2)	M-47/48				
RETAIL SPACE	PA-32	1							
RETAIL SPACE	PA-32	2							
RETAIL SPACE	PA-32	3							
RETAIL SPACE	PA-32	4							
RETAIL SPACE	PA-33	1							
RETAIL SPACE	PA-33	2							
RETAIL SPACE	PA-33	3							
RETAIL SPACE	PA-33	4							
RETAIL SPACE	PA-34	1							
2000'S	PA-34	2							
2000'S	PA-34	3							
SPIELBERG	PA-34	4	MT/DP-08-15	SOUNDTUBE FP633					
SUBWAY STAIRS	PA-35	1	MT24-10-5	JBL CONTROL 25	SNY-SP-29				
SUBWAY/MARILYN FILL	PA-35	2	MT24-10-6	JBL CONTROL 25	SNY-SP-30				
TIMES SQUARE FILL	PA-35	3	MT24-10-7	JBL CONTROL 25	SNY-SP-31				
TIMES SQUARE COUNTDOWN	PA-35	4	MT24-10-3	JBL CONTROL 25 (X 2)	SNY-SP-27				
FIFTH FLOOR RETAIL	PA-36	1							
FIFTH FLOOR RETAIL	PA-36	2							
FIFTH FLOOR RETAIL	PA-36	3							
FIFTH FLOOR RETAIL	PA-36	4							

MTNY AMP AND SPEAKER DATABASE						6/21/2011					
SPIRIT OF NEW YORK						SNY - SPIRIT OF NEW YORK SPEAKERS					
SPEAKER KEY						PS88 - 8CH PSU FOR MM-4XPD					
						PS81 - SINGLE CH PSU FOR MM-4XPD					
						SP - SELF POWERED					
SPEAKER LOCATION											
AMP / PSU	CHAN	MOTU OUT	SPEAKER DESCRIPTION	SPKR #							
CONSTRUCTION 1	PS88-01-1	1	MT-09-01	MEYER MM4XPD	SNY-SP-01						
CONSTRUCTION 2	PS88-01-2	2	MT-09-02	MEYER MM4XPD	SNY-SP-02						
WOODY ALLEN	PS88-01-3	3	MT-09-03	MEYER MM4XPD	SNY-SP-03						
MARILYN 1	PS88-01-4	4	MT-09-04	MEYER MM4XPD	SNY-SP-04						
MARILYN 2	PS88-01-5	5	MT-09-05	MEYER MM4XPD	SNY-SP-05						
KELLY RIPA	PS88-01-6	6	MT-09-06	MEYER MM4XPD	SNY-SP-06						
WALL STREET 1	PS88-01-7	7	MT-09-07	MEYER MM4XPD	SNY-SP-07						
THE PRODUCERS	PS88-01-8	8	MT-09-08	MEYER MM4XPD	SNY-SP-08						
LION KING	PS88-02-1	1	MT-09-09	MEYER MM4XPD	SNY-SP-09						
FRANK SINATRA	PS88-02-2	2	MT-09-10	MEYER MM4XPD	SNY-SP-10						
WALL STREET 2	PS88-02-3	3	MT-09-11	MEYER MM4XPD	SNY-SP-11						
WALL STREET 2	PS88-02-4	4	MT-09-12	MEYER MM4XPD	SNY-SP-12						
CENTRAL PARK	PS88-02-5	5	MT-09-13	MEYER MM4XPD	SNY-SP-13						
CENTRAL PARK	PS88-02-6	6	MT-09-14	MEYER MM4XPD	SNY-SP-14						
RUDY GULLIANI	PS88-02-7	7	MT-09-15	MEYER MM4XPD	SNY-SP-15						
9-11 1 (VIDEO)	PS88-02-8	8	MT-09-16	MEYER MM4XPD	SNY-SP-16						
9-11 2	PS81-01	1	MT-09-17	MEYER MM4XPD	SNY-SP-17						
9-11 3	PS81-02	1	MT-09-18	MEYER MM4XPD	SNY-SP-18						
SUBWAY WASH L	SP	SP	MT-09-19	MEYER UPM-1P	SNY-SP-19						
SUBWAY WASH R	SP	SP	MT-09-20	MEYER UPM-1P	SNY-SP-20						
BROADWAY WASH L	SP	SP	MT-09-21	MEYER UPM-1P	SNY-SP-21						
BROADWAY WASH R	SP	SP	MT-09-22	MEYER UPM-1P	SNY-SP-22						
SUBWAY SUB	SP	SP	MT-09-23	MEYER UMS-5M	SNY-SP-23						
BROADWAY SUB	SP										